DESCRIPTION	REVISIONS	DATE
RE-ISSUE W/METRIC 1999 SPECS. Add G.Note #3 & Inlet Floor Steel		lgc 7/99

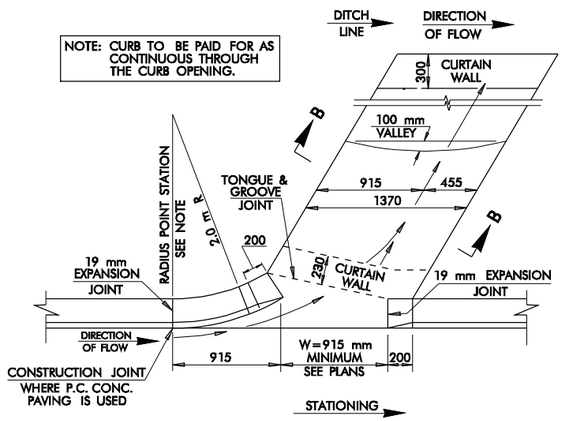

PLAN
DESIGN 1

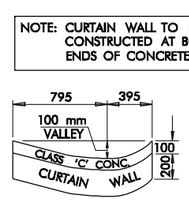

SECTION B–B

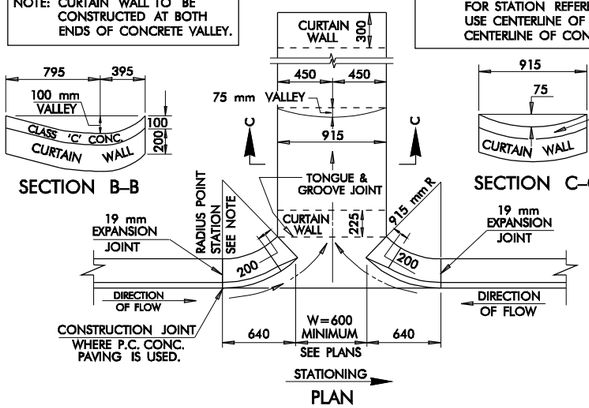

PLAN
DESIGN 2

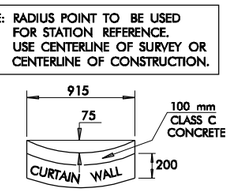

SECTION C–C

DETAIL OF CURB OPENING IN CONCRETE CURB

CURB OPENING – QUANTITIES (CUBIC METERS)			
DESIGN 1		DESIGN 2	
CURTAIN WALL	PER METER OF FLUME	CURTAIN WALL	PER METER OF FLUME
0.075	0.135	0.055	0.092

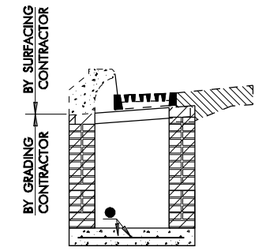

METHOD NO. 2
SEE 1999 METRIC ROADWAY STANDARDS CICI–2 & SSIF–3 FOR ADDITIONAL DETAILS.

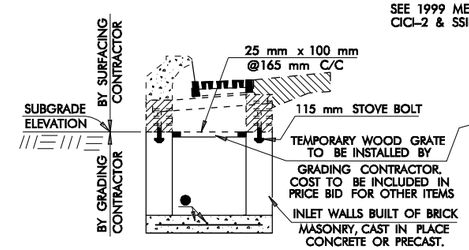

METHOD NO. 1
SEE 1999 METRIC ROADWAY STANDARDS CICI–2 & SSIF–3 FOR ADDITIONAL DETAILS.

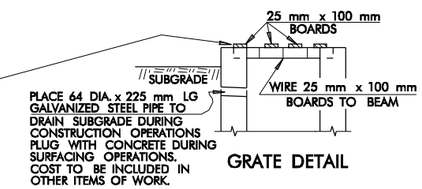

GRATE DETAIL

STORM SEWER INLET CONSTRUCTION SEQUENCE

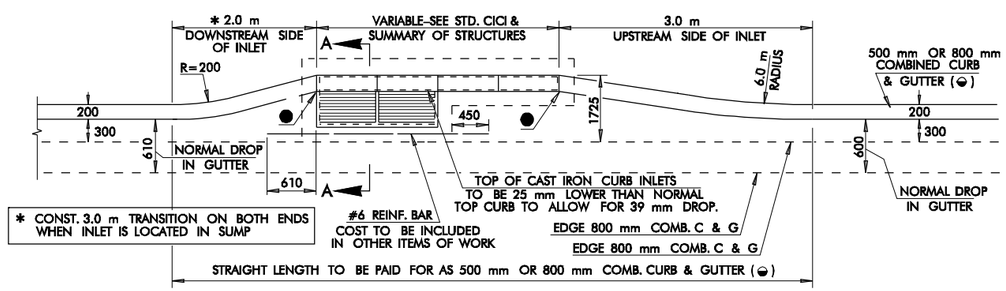

PLAN

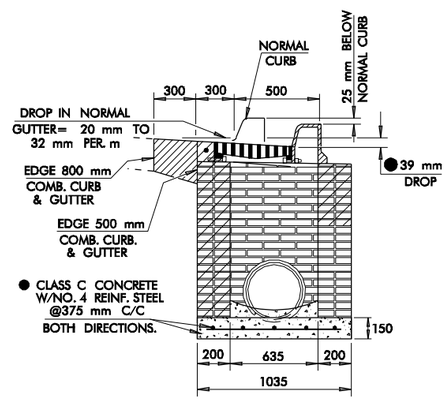

SECTION A–A

CURB TURNOUT FOR CAST IRON CURB INLET

GENERAL NOTES

1. ALL CONSTRUCTION AND MATERIAL REQUIREMENTS SHALL BE IN ACCORDANCE WITH THE 1999 METRIC STANDARD SPECIFICATIONS.
2. ALL CONCRETE SURFACES SHALL HAVE A FINISH IN ACCORDANCE WITH THE 1999 METRIC STANDARD SPECIFICATIONS, UNLESS OTHERWISE SPECIFIED ON THE PLANS.
3. INLET STRUCTURES MAY BE SUPPLIED AS PRECAST UNITS IF PROPOSED PRECAST DESIGN IS SUBMITTED TO THE ENGINEER AND APPROVED FOR USE. SEE 1999 METRIC ROADWAY STANDARD DRAWING CICI–2.

BASIS OF PAYMENT		
ITEM NO.	ITEM	UNIT
509.06 (D)	CLASS C CONCRETE	CUBIC METER

APPROVED BY ROADWAY ENGINEER DATE

OKLAHOMA DEPT. OF TRANSPORTATION
ROADWAY STANDARD (METRIC)

STORM SEWER CONSTRUCTION DETAILS

1999 SPECIFICATIONS	SSCD–2	00M
ALL DIMENSIONS ON THIS SHEET IN MILLIMETERS UNLESS OTHERWISE NOTED.		R–93M