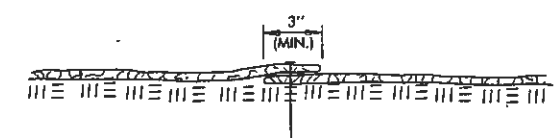
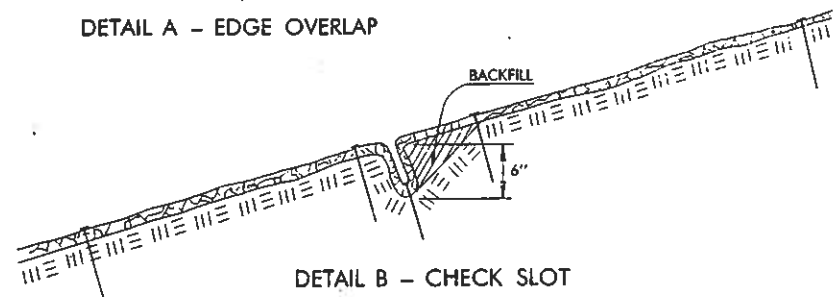


| DESCRIPTION                    | REVISIONS | DATE |
|--------------------------------|-----------|------|
| RE-ISSUE W/ENGLISH 1999 SPECS. |           | 7/99 |

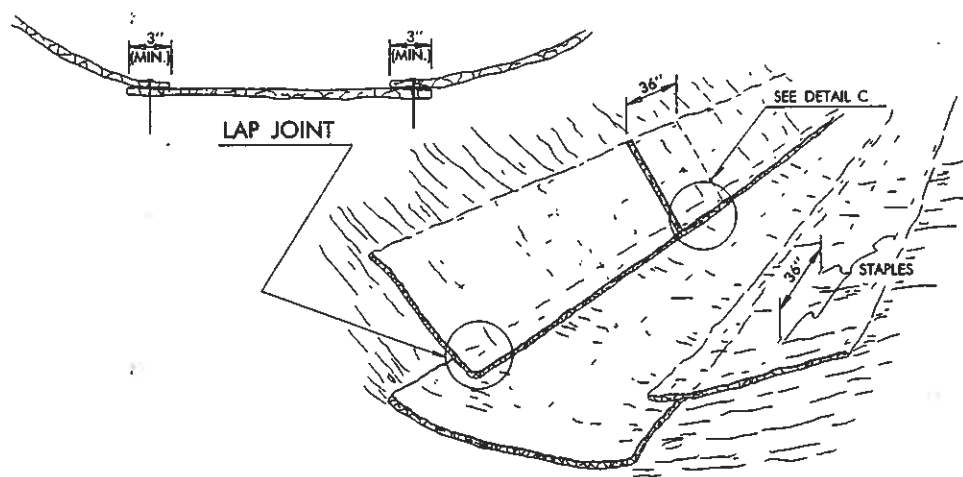


DETAIL A - EDGE OVERLAP



DETAIL B - CHECK SLOT

ALL SURFACES TO BE PROTECTED WITH NYLON EROSION CONTROL MAT. PRIOR TO PLACEMENT OF MAT, SHALL BE GRADED, SHAPED AND FINISHED SO THAT THE SURFACES ARE STABLE, FIRM AND FREE OF ROCKS OR OBSTRUCTIONS WHICH WOULD PREVENT THE MAT FROM LYING IN DIRECT CONTACT WITH THE SOIL SURFACE.



DETAIL OF DITCH PLACEMENT

**DITCHES:**

THREE WIDTHS OF MAT WILL BE REQUIRED FOR THE STANDARD DITCH PLACEMENT. THE CENTER WIDTH PLACED FIRST, THEN THE TWO SIDE WIDTHS. LAP JOINTS OF 3" SHALL BE USED.

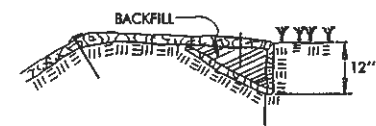
AT THE TERMINAL ENDS OF THE DITCH, THE MAT SHALL BE BURIED AT LEAST 12" VERTICALLY IN AN ANCHOR SLOT DUG INTO THE SOIL. THE MAT SHALL BE SECURED IN THE ANCHOR SLOT BY FASTENERS PRIOR TO BACKFILLING THE SLOT. THE BACKFILLED SOIL SHALL BE FIRMLY COMPACTED IN THE ANCHOR SLOT.

ON DITCHES WITH GRADES EXCEEDING 6 PERCENT, A 6" DEEP CHECK SLOT SHALL BE INSTALLED EVERY 25 FEET AND THE MAT SECURED IN THE CHECK SLOTS BY FASTENERS.

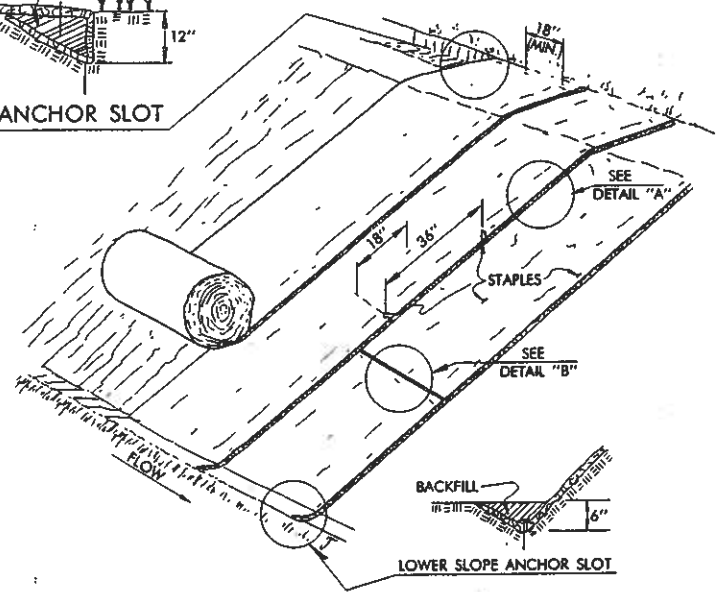
WHEN SEEDING DITCHES ONLY, MATS ARE INSTALLED AND APPROVED DURING THE NORMAL 'OUT OF PLANTING SEASON'. COMMON BERMOUDA GRASS SEED AT THE RATE OF 6 LBS. PER ACRE SHALL BE UNIFORMLY SEEDED ON THE EXPOSED AREAS OF SOIL BENEATH THE MAT.

DURING THE 'PLANTING SEASON', THE SPECIFIED PLANT MATERIAL (SODDING, SPRIGGING OR SEEDING) SHALL BE COMPLETED PRIOR TO PLACING THE MAT IN THE DITCH.

WHEN SEEDING IS REQUIRED IN DITCHES, IT SHALL BE APPLIED BY SEEDING METHOD 'A', AS SPECIFIED IN SECTION 232.04(b) OR HAND BROADCASTING.



UPPER SLOPE ANCHOR SLOT



DETAIL OF SLOPE PLACEMENT

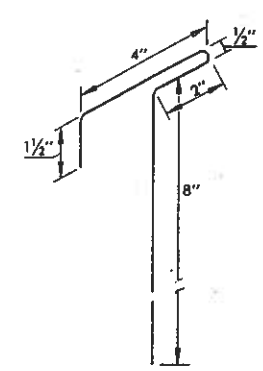
**SLOPES:**

WHEN PLACING MAT ON SLOPES, THE TOP END SHALL BE BURIED AT LEAST 12" VERTICALLY IN AN UPPER ANCHOR SLOT AND THE BOTTOM END SHALL BE BURIED AT LEAST 6" IN THE LOWER ANCHOR SLOT. THE MAT SHALL BE SECURED IN THE ANCHOR SLOTS BY STAPLES, PRIOR TO BACKFILLING THE SLOT. THE BACKFILL SOIL SHALL BE FIRMLY COMPACTED IN THE ANCHOR SLOTS.

LOWER ANCHOR SLOTS WILL NOT BE USED WHEN THE DITCH IS LINED WITH CONCRETE OR OTHER TYPE MATERIALS.

THE MAT SHALL BE INSTALLED IN A MANNER THAT WILL ALLOW THE DOWNGRADE EDGE TO OVERLAP THE PREVIOUSLY LAID STRIP. LAP JOINTS OF 3" SHALL BE USED.

ON SLOPES EXCEEDING 50 FEET IN SLOPE LENGTH, 6" DEEP CHECK SLOT SHALL BE INSTALLED EVERY 35 FEET AND THE MAT SECURED IN THE CHECK SLOT BY STAPLES.

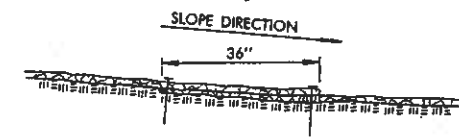


'T' STAPLE DETAIL

**FASTENERS:**

T SHAPED STAPLES. STAPLES SHALL BE MADE FROM A CONTINUOUS SINGLE STRAND OF NO. 8 GAUGE (0.162) WIRE. THE 'T' SHALL BE 4" ACROSS WITH ONE END BENT DOWNWARD 1 1/2" TO PREVENT TURNING. THE STAPLE SHALL BE 8" LONG SEE STANDARD DETAIL.

WHEN TIGHT SOIL IS ENCOUNTERED, A 7" x 3/16" GUTTER SPIKE WITH A 1 1/2" TIN CAP (ROOFING TINS) AS A WASHER, MAY BE USED. THE TINS MAY NEED TO BE SLIGHTLY PRE-PUNCHED.

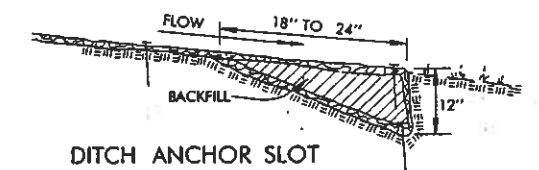


DETAIL C - END OF ROLL OVERLAP

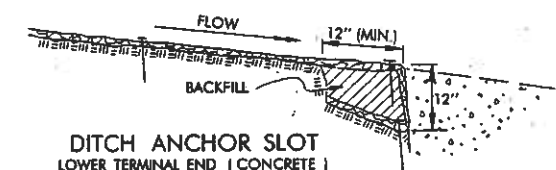
END OF ROLL. THE ENDS OF THE ROLL OF MAT SHALL OVERLAP 3 FEET WITH THE UPSLOPE END ON TOP.

STAPLING. THE NORMAL SPACING FOR STAPLING SHALL BE 3 FEET ALONG THE EDGE LAP JOINT AND DOWN THE CENTER OF EACH WIDTH OF MAT. THE CENTER STAPLES SHOULD BE OFFSET 18" FROM EDGE STAPLES.

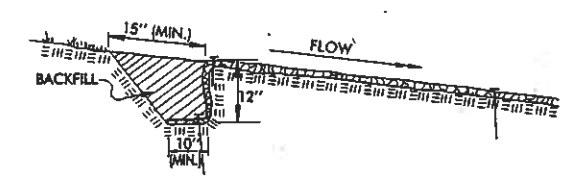
THE MAT SHALL BE STAPLED ACROSS THE WIDTH; IN ANCHOR SLOTS, IN CHECK SLOTS AND END OVERLAPS ON 18" CENTERS.



DITCH ANCHOR SLOT LOWER TERMINAL END (SOIL)



DITCH ANCHOR SLOT LOWER TERMINAL END (CONCRETE)



DITCH ANCHOR SLOT UPPER TERMINAL END (SOIL)

CONTRACTOR SHALL BE RESPONSIBLE FOR THE PROPER MAINTENANCE OF THE AREA UNTIL THE ENTIRE PROJECT HAS BEEN COMPLETED. TYPICAL MAINTENANCE SHALL INCLUDE REFILLING OF WASHED OUT AREAS, RESEEDING AND REPLACING MAT.

| BASIS OF PAYMENT |                           |         |
|------------------|---------------------------|---------|
| ITEM NO.         | ITEM                      | UNIT    |
| 228.06           | NYLON EROSION CONTROL MAT | SQ. YD. |

APPROVED BY ROADWAY ENGINEER *C.M. Sankowski* DATE 9/1/99

OKLAHOMA DEPT. OF TRANSPORTATION  
ROADWAY STANDARD (ENGLISH)  
EROSION CONTROL MAT