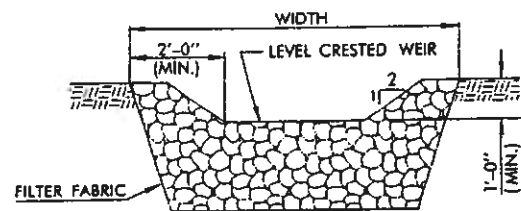
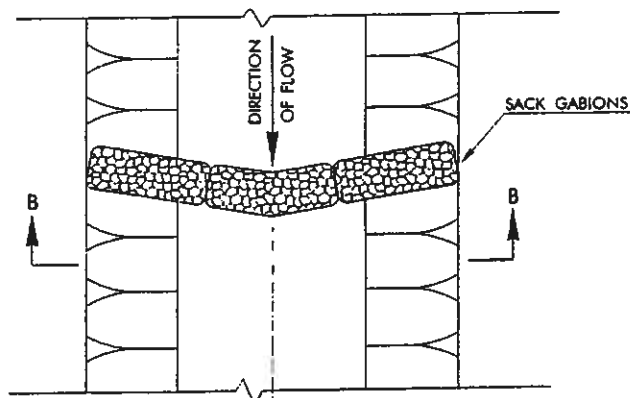


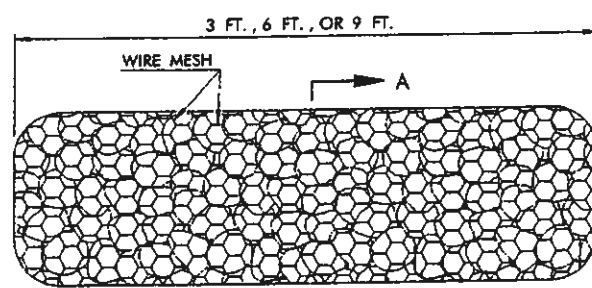
FILTER DAM AT SEDIMENT TRAP



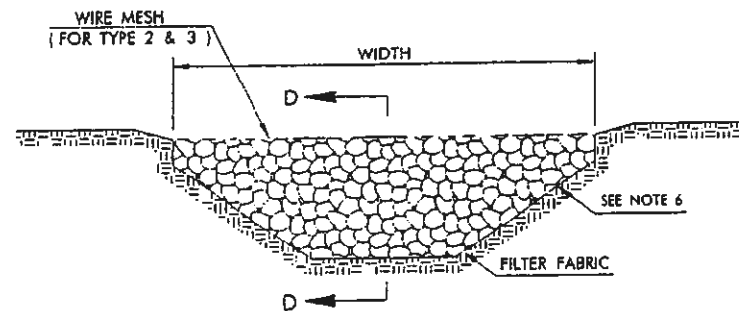
SECTION C - C



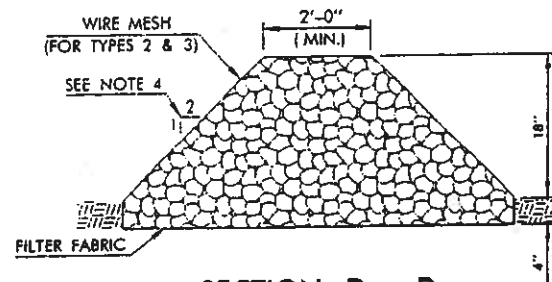
PLAN VIEW



SACK GABIONS



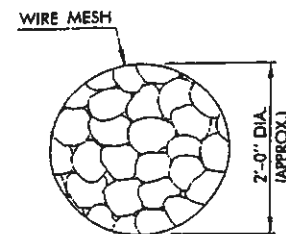
FILTER DAM AT CHANNEL SECTION



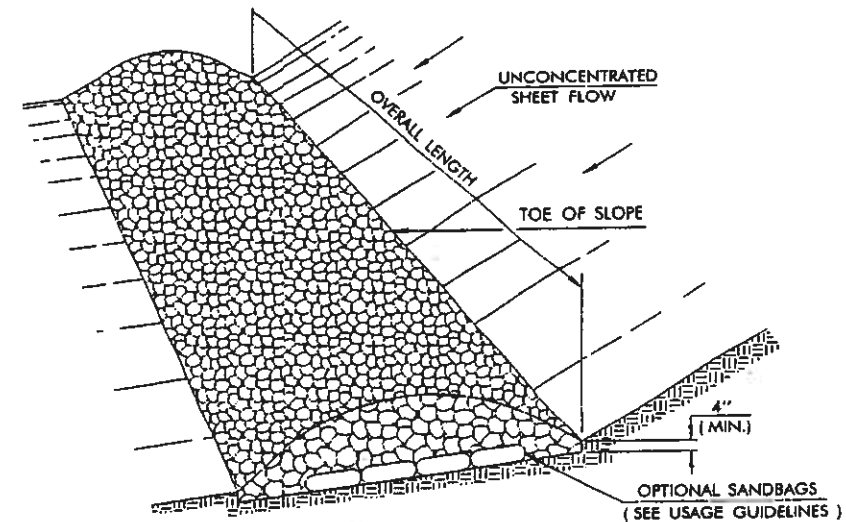
SECTION D - D



SECTION B - B



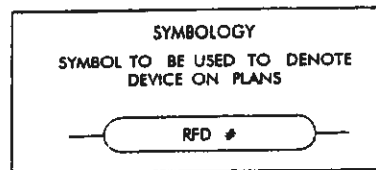
SECTION A - A



FILTER DAM AT TOE OF SLOPE

GENERAL NOTES

- ALL CONSTRUCTION AND MATERIAL REQUIREMENTS SHALL BE IN ACCORDANCE WITH THE 1999 ENGLISH STANDARD SPECIFICATIONS.
- FILTER DAMS SHALL BE PLACED TO COLLECT SEDIMENT WHERE EROSION IS EXPECTED, I.E. NEAR THE TOE OF SLOPES, AT UPSTREAM AND DOWNSTREAM DRAINAGE STRUCTURES AND IN ROADWAY DITCHES/CHANNELS, AS SHOWN IN THE PLANS OR AS DIRECTED BY THE ENGINEER.
- MATERIALS SPECIFICATIONS FOR STONE FILL FOR GABIONS (ROCK), WIRE MESH AND FILTER FABRIC SHALL BE IN ACCORDANCE WITH THE 1999 STANDARD SPECIFICATION SECTIONS 713.04(a), 732.09, AND 712.02, RESPECTIVELY.
- ROCK FILTER DAMS WITHIN THE CLEAR ZONE SHALL HAVE 6 TO 1 OR FLATTER SIDE SLOPES AND SIDE SLOPES OF 2 TO 1 OUTSIDE THE CLEARZONE.
- SPECIFIC DIMENSIONS OF ROCK FILTER DAMS OR SEDIMENT TRAPS SHALL BE SHOWN ON THE PLANS.
- ROCK FILTER DAM TYPES 2 & 3 SHALL BE SECURED WITH WIRE MESH. THE ROCK SHALL BE PLACED ON THE MESH TO THE HEIGHT & SLOPES SPECIFIED. THE MESH SHALL BE FOLDED AT THE UPSTREAM SIDE OVER THE ROCK AND TIGHTLY SECURED TO ITSELF ON THE DOWNSTREAM SIDE USING WIRE TIES OR HOG RINGS. IN STREAM USE, THE MESH SHALL BE SECURED OR STAKED TO THE STREAM BED PRIOR TO ROCK PLACEMENT.
- A MINIMUM DISTANCE OF 12 INCHES SHALL BE MAINTAINED BETWEEN TOP OF ROCK FILTER DAM WEIR AND TOP EMBANKMENT FOR FILTER DAMS AT SEDIMENTATION TRAPS. ROCK FILTER DAMS SHALL BE EMBEDDED A MINIMUM OF 4 INCHES INTO THE EXISTING GROUND.
- SACK GABIONS SHOULD BE STAKED DOWN WITH 3/4 INCH DIAMETER, NO. 6, DEFORMED REINFORCING STEEL BARS.



ROCK FILTER DAM USAGE GUIDELINES

TYPE 1 (18 IN. HIGH WITH NO WIRE MESH): TYPE 1 SHOULD BE USED AT THE TOE OF SLOPES, AROUND INLETS, IN SMALL DITCHES AND AT DIKE OR SWALE OUTLETS. THIS TYPE OF DAM IS RECOMMENDED TO CONTROL EROSION FROM A DRAINAGE AREA OF 5 ACRES OR LESS. TYPE 1 SHOULD NOT BE USED IN CONCENTRATED HIGH VELOCITY FLOWS (APPROX. 7.9 FT./SEC. OR MORE) IN WHICH ROCK WASH OUT MAY OCCUR. SANDBAGS MAY BE USED AT THE EMBEDDED FOUNDATION (4 IN. DEEP (MIN.) FOR BETTER FILTERING EFFICIENCY OF LOW FLOWS.

TYPE 2 (18 IN. HIGH WITH WIRE MESH): TYPE 2 SHOULD BE USED IN DITCHES AND AT DIKES OR SWALE OUTLETS.

TYPE 3 (3 FT. HIGH WITH WIRE MESH): TYPE 3 SHOULD BE USED IN STREAM FLOW AND SHOULD BE SECURED TO THE STREAM BED.

TYPE 4 (SACK GABIONS): TYPE 4 SHOULD BE USED IN DITCHES AND SMALLER CHANNELS TO FORM AN EROSION CONTROL DAM.

BASIS OF PAYMENT		
ITEM NO.	ITEM	UNIT
235.06	ROCK FILTER DAM (TYPE 1)	C. Y.
235.06	ROCK FILTER DAM (TYPE 2)	C. Y.
235.06	ROCK FILTER DAM (TYPE 3)	C. Y.
235.06	ROCK FILTER DAM (TYPE 4)	C. Y.

COST OF FILTER DAM (ALL TYPES) TO INCLUDE ALL MATERIAL AND LABOR REQUIRED FOR CONSTRUCTION.

APPROVED BY ROADWAY ENGINEER *C. M. Sankowski* DATE *4/9/03*

OKLAHOMA DEPT. OF TRANSPORTATION
ROADWAY STANDARD (ENGLISH)

ROCK FILTER DAMS

1999 SPECIFICATIONS

RFD1-1 OOE

R-101E