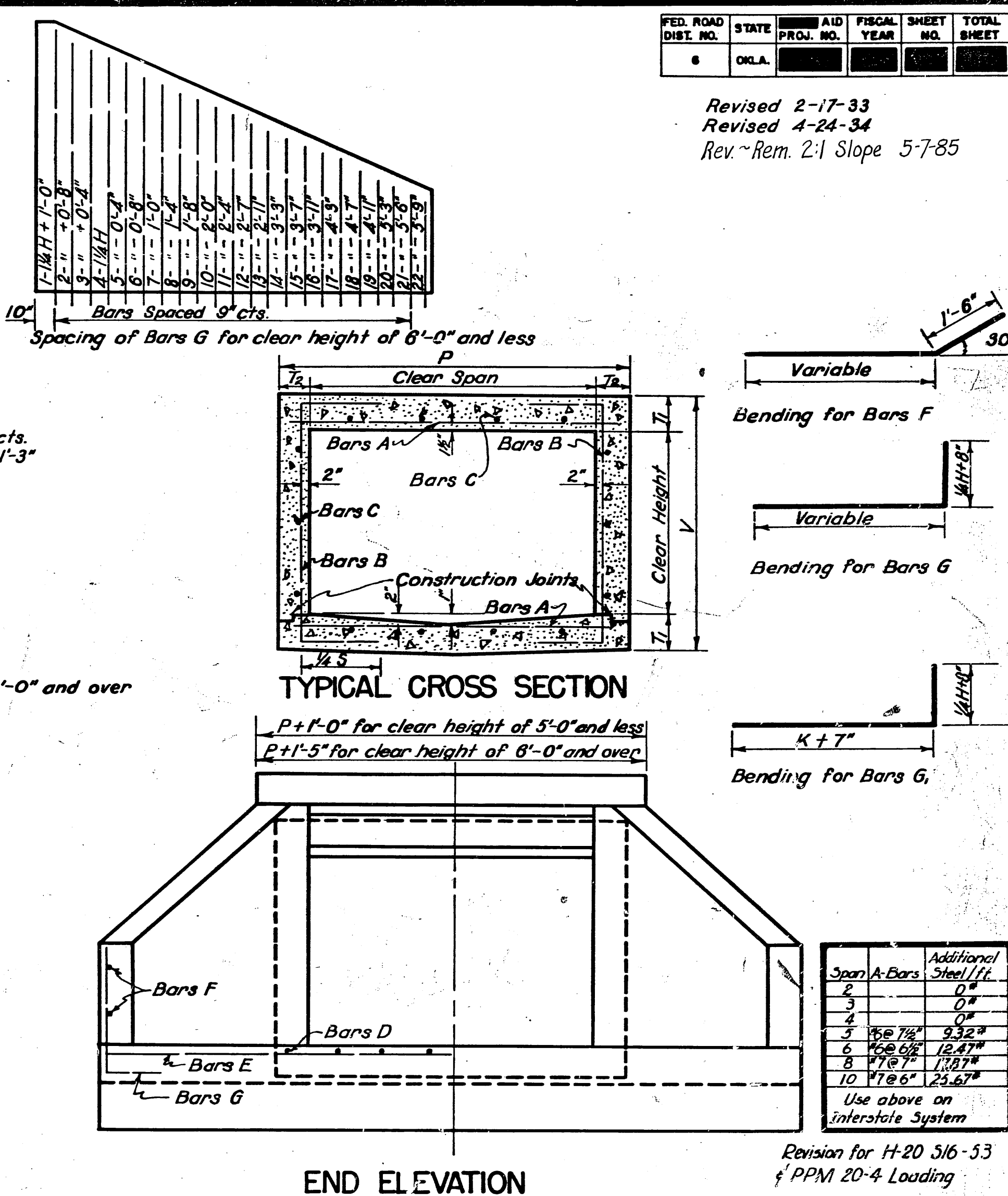
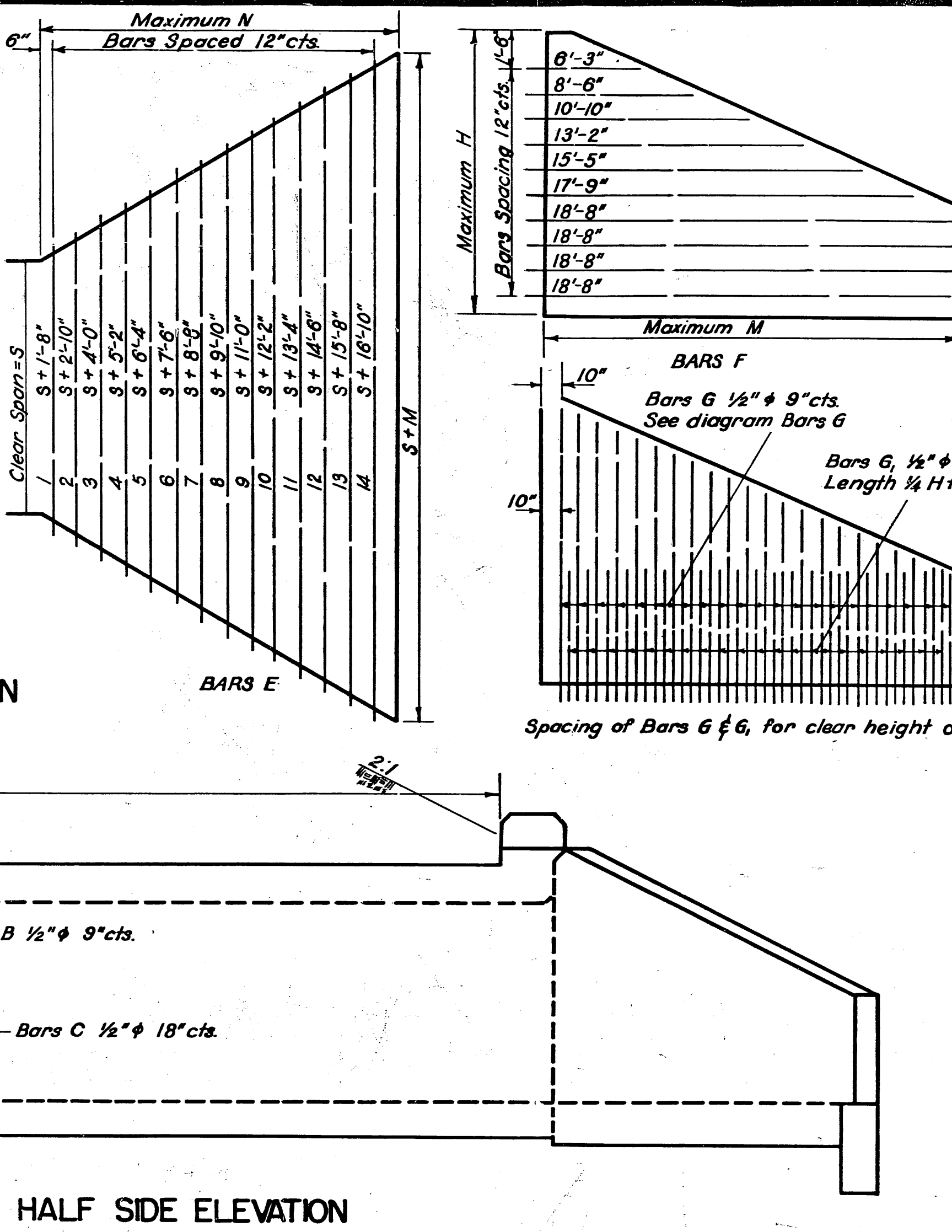
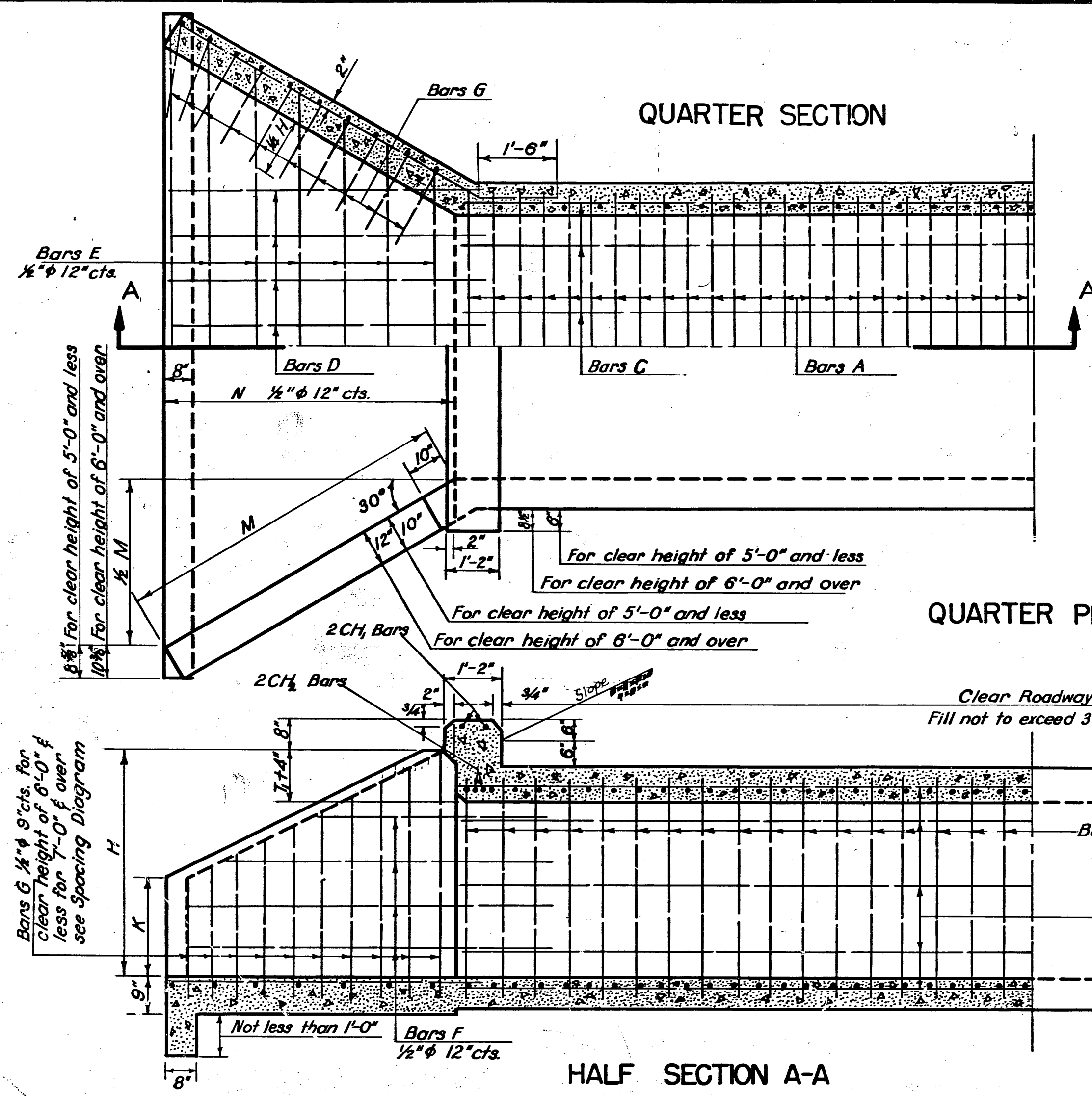


Revised 2-17-33
Revised 4-24-34
Rev. Rem. 2:1 Slope 5-7-85



Design No.	WATERWAY										BARREL OF CULVERT										TWO WINGS & ONE APRON										TWO CURBS										TOTAL QUANTITIES						Design No.
	Clear Span	Clear Height	Area of opening	Dimensions				Reinforcing Steel						Dimensions				Reinforcing Steel						Steel		30' Roadway		36' Roadway																			
				T ₁	T ₂	V	P	Size & Spacing	Length	Size & Spacing	Length	Size & Spacing	No.	Steel	Conc.	H	K	M	N	Size & Spacing	Length	Size & Spacing	Length	Size & Spacing	Length	Class A Conc.	Reinf Steel as A Bars	Steel	Class A Conc.	Steel	Class A Conc.																
1	2'-0"	4'-0"	4.0	6"	3'-0"	3'-0"	1/2"-6"	2'-8"	1/2"-8"	3'-8"	1/2"-18"	8	19.34	0.185	2'-10"	1'-5"	4'-2"	3'-7 1/2"	4'-0"	4	1'-6"	10	69	1.18	.188	31	3'-8"	2'-8"	17	77.4	8.97	8.90	10.08	1													

GENERAL NOTES

All reinforcing steel shall be deformed round bars. The design and table are based upon net areas of bars as follows: 1/2" φ = 0.1963 sq. in. - 3/8" φ = 0.3068 sq. in. - 1/4" φ = 0.442 sq. in. Other sizes may be used provided they are spaced so as to give as much net sectional area per foot width of slab. Plans showing such changed sizes and spacing must be approved. All exposed concrete surfaces shall have a carborundum finish and this shall be included in price bid per cubic yard for concrete. All exposed edges shall have 1/4" chamfer.

Quantities shown for reinforcing steel shall be reduced by 1% (0.01) to comply with approved C.R.S.I. weights per foot for reinforcing bars.

DESIGN DATA

Concrete Slab 6' span 8 1/2" 106 LL. L.L.M. = 909 x 40 = 36,360 in. Lbs
Dirt Fill 100 " I = 30% LL. = 10,910 " "
Paving 7" 87 " D.L.M. = 1/8 W L² = 1/8 x 293 x 6.67² x 12 = 19,550 " "
Total D.L. 293 Lbs. = 66,820 in. Lbs.

NO.	REVISIONS	BY	DATE	RECORD	BY	DATE
1	Rev. Top. H-20 316-53			DESIGN		
2	Change Bar Reinf. in ...					

OKLAHOMA STATE HIGHWAY COMMISSION
OKLAHOMA CITY, OKLA.

STANDARD CONCRETE BOX CULVERTS SPANS 2 TO 10 FT. FOR FILLS NOT OVER 3 FT.

3

Designed By H.K.M. f.D.L.M.
 Drawn By F.R.C. f.B.
 Checked By S.G.N.
 Recreated By S.G.N.
 Recreated By R.E.W. f-A-1
 Redrawn By A.K. f-52
 Checked By C.P.