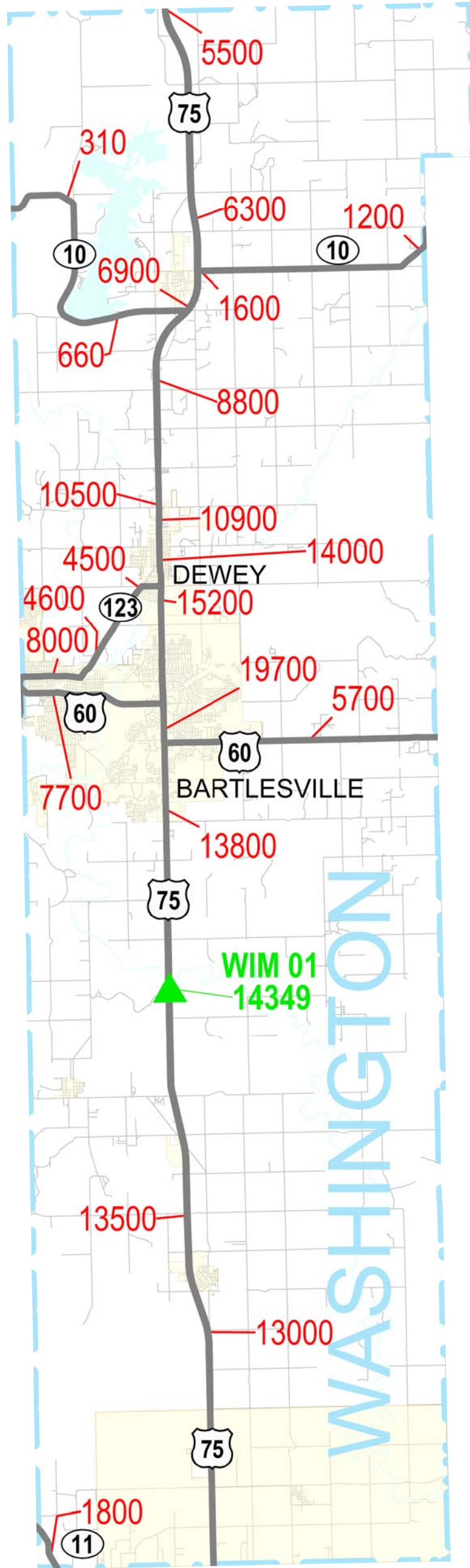




NS 392 NS 395 NS 401 NS 404



EW 1  
EW 5  
EW 11  
EW 17  
EW 23  
EW 29  
EW 35  
EW 41

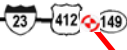


**LEGEND**

STATE HIGHWAY SYSTEM

 WIM  
 AVC

 AVC- AUTOMATIC VEHICLE CLASSIFICATION SITE: RECORDS TRAFFIC VOLUME AND VEHICLE CLASSIFICATION EACH DAY  
 WIM- WEIGH-IN-MOTION SITE: RECORDS VEHICLE VOLUME, VEHICLE CLASSIFICATION AND APPROXIMATE AXLE WEIGHTS EACH DAY

 1234 (VPD)

**2010**

**Annual Average Daily Traffic  
Oklahoma Highway System  
Washington County**

