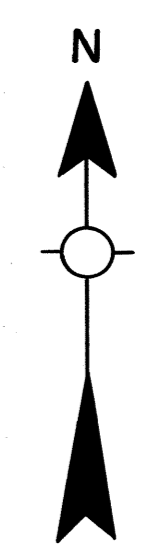
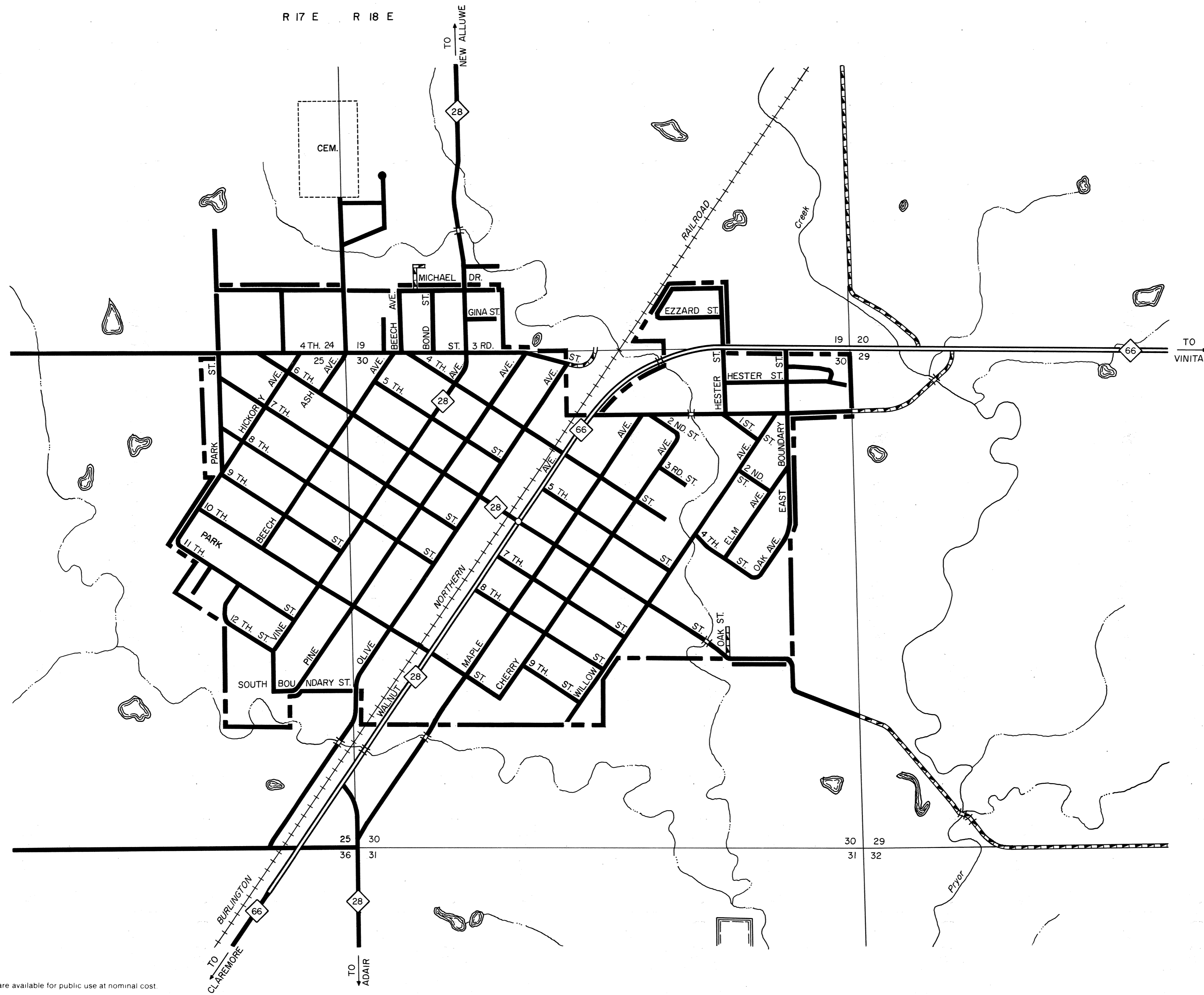


R 17 E R 18 E

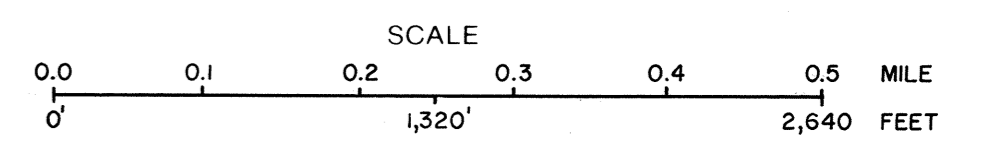
T 24 N



STATE OF OKLAHOMA
DEPARTMENT OF TRANSPORTATION

CITY OF
CHELSEA
ROGERS COUNTY

1990
POPULATION
1,620



MILEAGE	
PAVED	15.4
GRAVEL	0.1
GRADED & DRAINED	0.0
UNIMPROVED	0.0
TOTAL STREETS & HIGHWAYS	15.5
CORPORATE LIMITS	
STATE NUMBERED ROUTES	
U.S. NUMBERED ROUTES	
INTERSTATE ROUTES	
STREETS 14.0	HIGHWAYS 1.5

ALL RIGHTS RESERVED

APRIL 1988

Copies of this map are available for public use at nominal cost.
Address:
OKLAHOMA DEPARTMENT OF TRANSPORTATION
REPRODUCTION BRANCH (Phone - 521-2586)
200 N. E. 21st STREET
OKLAHOMA CITY, OKLA. 73105

CHELSEA, ROGERS CO.