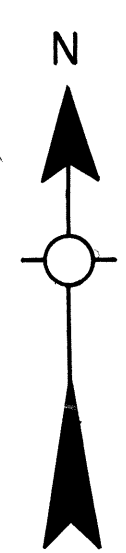
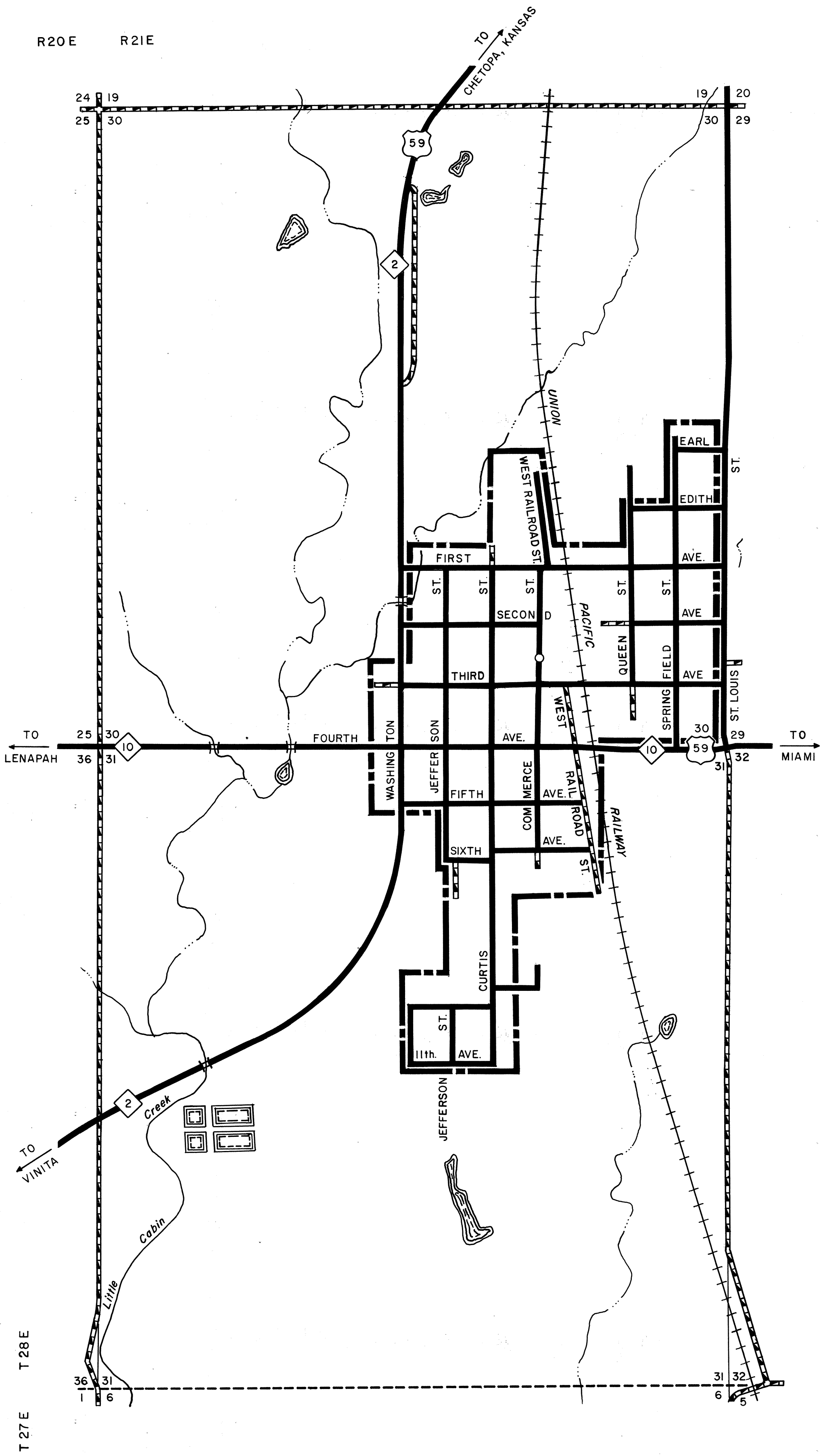


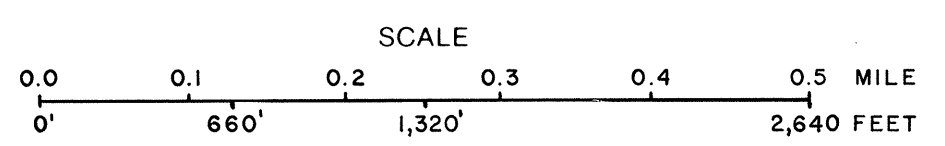
Copies of this map are available for public use at nominal cost.  
 Address:  
 OKLAHOMA DEPARTMENT OF TRANSPORTATION  
 REPRODUCTION BRANCH (Phone - 521-2586)  
 200 N. E. 21st STREET  
 OKLAHOMA CITY, OKLA. 73105



STATE OF OKLAHOMA  
 DEPARTMENT OF TRANSPORTATION

CITY OF  
**WELCH**  
 CRAIG COUNTY

1990  
 POPULATION  
 499



LEGEND

MILEAGE	
PAVED	3.1
GRAVEL	0.0
GRADED & DRAINED	0.0
UNIMPROVED	0.0
TOTAL STREETS & HIGHWAYS	5.2
CORPORATE LIMITS	4.6
STATE NUMBERED ROUTES	0.6
U.S. NUMBERED ROUTES	0.0
INTERSTATE ROUTES	0.0
STREETS	4.6
HIGHWAYS	0.6

MARCH, 1990

ALL RIGHTS RESERVED

WELCH, CRAIG CO.