




STATE OF OKLAHOMA
 DEPARTMENT OF TRANSPORTATION
 CITY OF
SHADY POINT
 LeFLORE COUNTY
 1990
 POPULATION
 597
 SCALE
 0.0 0.1 0.2 0.3 0.4 0.5 MILE
 0 680 1320 2640 FEET
LEGEND
 CORPORATE LIMITS ———
 STATE NUMBERED ROUTES 
 U.S. NUMBERED ROUTES 
 INTERSTATE ROUTES 

Copies of this map are available for public use at nominal cost.
 Address:
 OKLAHOMA DEPARTMENT OF TRANSPORTATION
 REPRODUCTION BRANCH (Phone - 521-2586)
 200 N.E. 21st STREET
 OKLAHOMA CITY, OKLA. 73105