
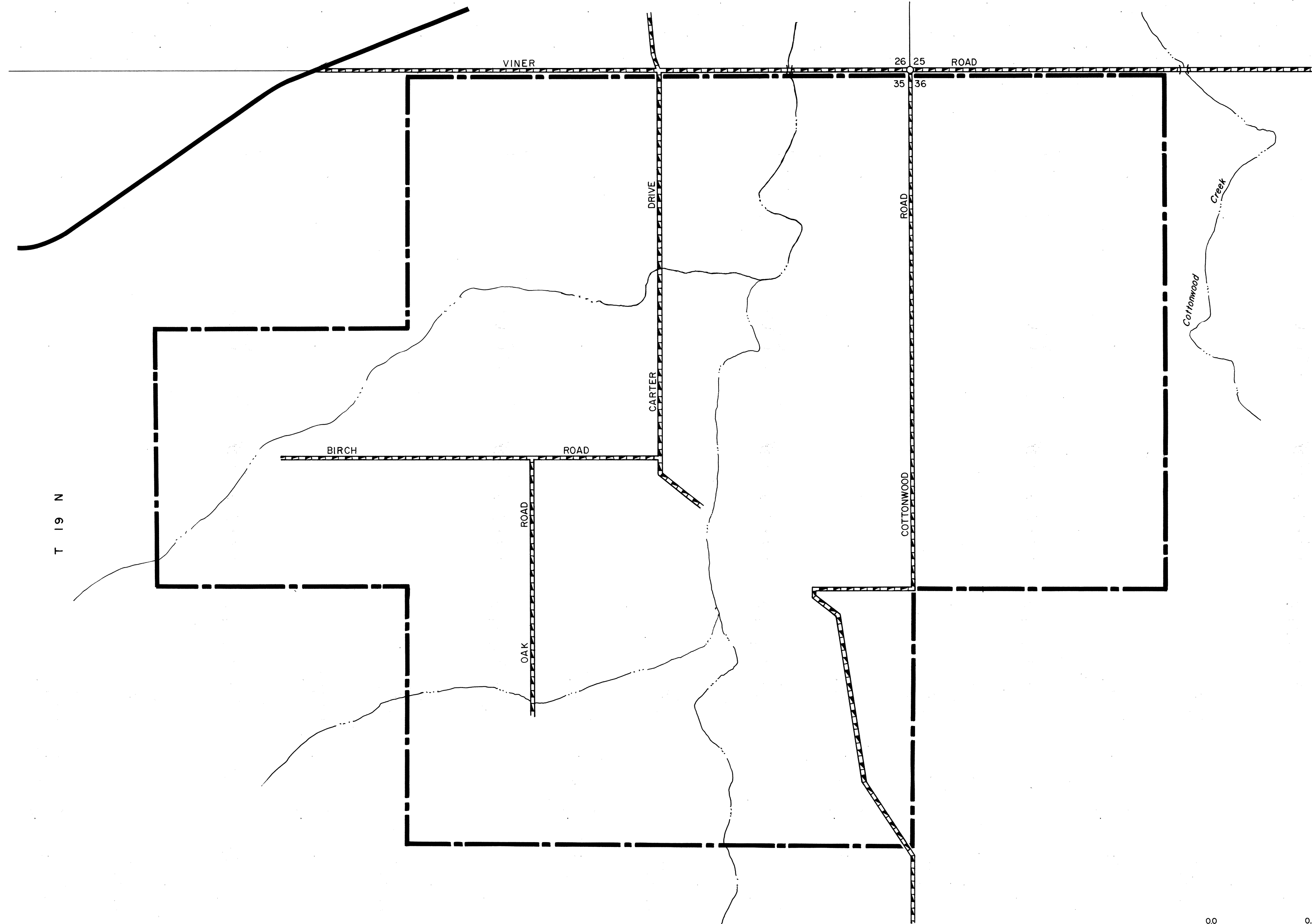
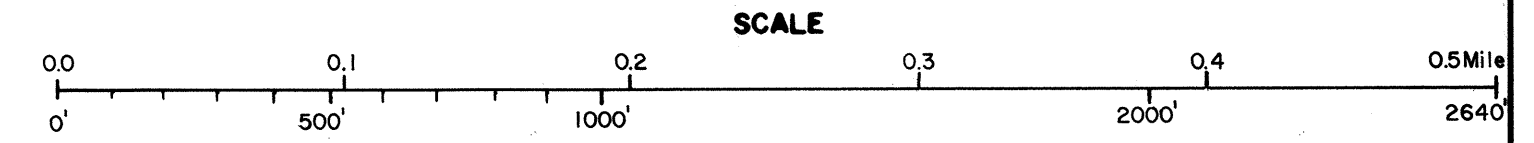



R 8 E



STATE OF OKLAHOMA
 DEPARTMENT OF TRANSPORTATION
 CITY OF
LAWRENCE CREEK
 CREEK COUNTY
 1990
 POPULATION
 97



LEGEND	
CORPORATE	
SURFACE TYPE	LIMITS MILEAGE
PAVED	0.0 CORPORATE LIMITS
GRAVEL	1.9 STATE NUMBERED ROUTES
GRADED & DRAINED	0.0 U.S. NUMBERED ROUTES
UNIMPROVED	0.0 INTERSTATE ROUTES
TOTAL STREETS & HIGHWAYS	1.9 STREETS 1.9 HIGHWAYS 0.0



Copies of this map are available for public use at nominal cost
 Address: OKLAHOMA DEPARTMENT OF TRANSPORTATION
 REPRODUCTION BRANCH (Phone - 521-2586)
 200 N E 21st STREET
 OKLAHOMA CITY, OK 73105

ALL RIGHTS RESERVED

DEC. 1984
 LAWRENCE CREEK, CREEK CO.