

R 10 W

TO CHEROKEE

JAMES CRABTREE
CORRECTIONAL
CENTER
OK. DEPARTMENT OF
CORRECTIONS

T 24 N

BURLINGTON

NORTHERN

RAIL ROAD

58

58

58

58

58

58

58


58

58

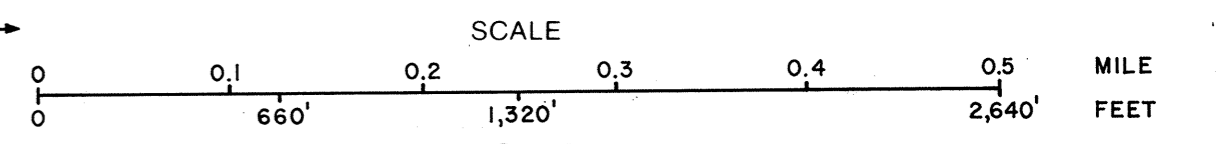
58

58

58




STATE OF OKLAHOMA
DEPARTMENT OF TRANSPORTATION
CITY OF
HELENA
ALFALFA COUNTY
1990
POPULATION
1,043



LEGEND

MILEAGE	
PAVED	6.8
GRAVEL	0.8
GRADED & DRAINED	0.0
UNIMPROVED	0.2
TOTAL STREETS & HIGHWAYS	7.8
ALL RIGHTS RESERVED	
CORPORATE LIMITS	6.8
STATE NUMBERED ROUTES	0.8
U.S. NUMBERED ROUTES	0.0
INTERSTATE ROUTES	0.2
STREETS	7.3
HIGHWAYS	0.5

Copies of this map are available for public use at nominal cost.
Address:
OKLAHOMA DEPARTMENT OF TRANSPORTATION
REPRODUCTION BRANCH (Phone - 521-2586)
200 N. E. 21st STREET
OKLAHOMA CITY OKLA 73105



FEBRUARY, 1989

HELENA, ALFALFA CO.