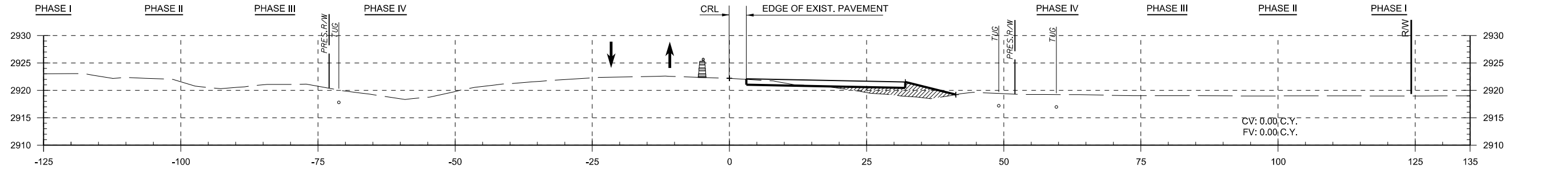
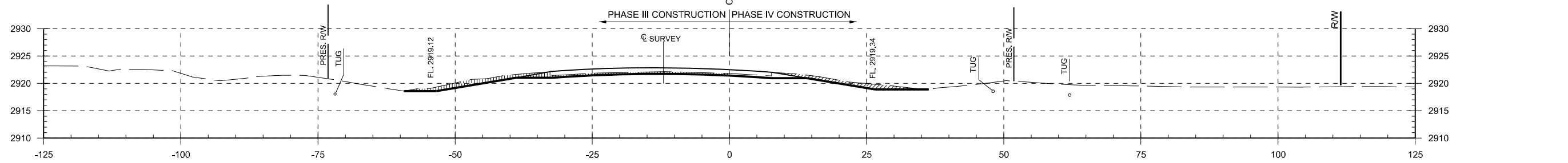


END AREAS (SF)

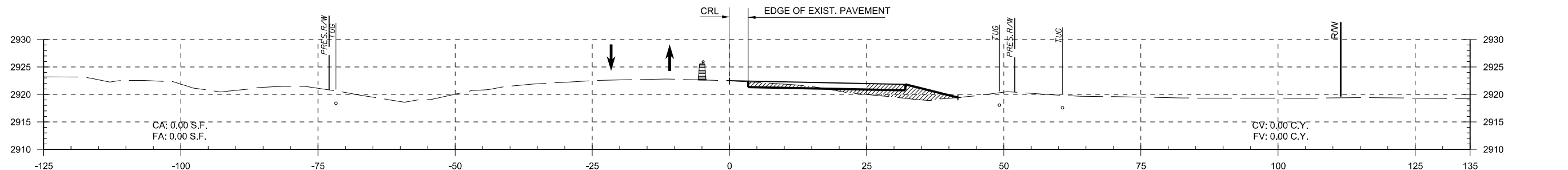
VOLUME (CY)



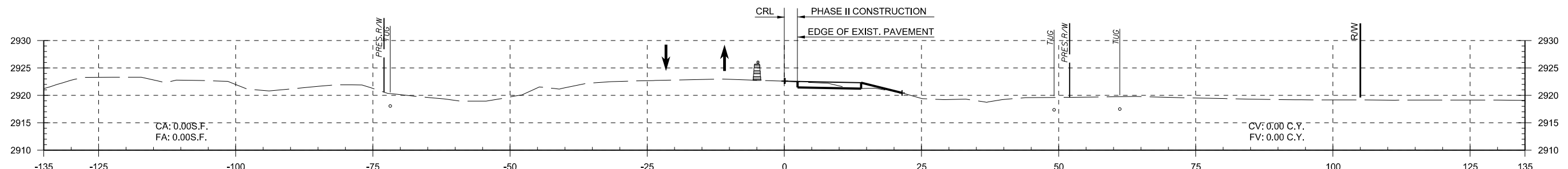
649+00.00 (PHASE II CONSTRUCTION & PHASE IV REMOVAL)



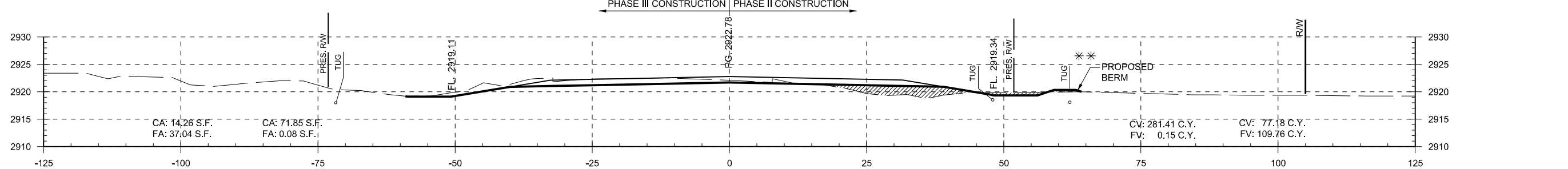
648+00.00 (PHASE III & PHASE IV CONSTRUCTION)



648+00.00 (PHASE II CONSTRUCTION)



647+37.57 (PHASE II CONSTRUCTION)



647+00.00

\*\* NOTE: REFERENCE TYPICAL BERM SECTION SHEET 2 FOR BERM DETAILS.

SCALE: VERTICAL: 1"=10'  
HORIZONTAL: 1"=10'

DESIGN	BB	DRM	<b>OKLAHOMA DEPARTMENT OF TRANSPORTATION</b> <b>DESIGN DIVISION</b>  <b>STA. 647+00.00 TO STA. 649+17.58</b>  JOB PIECE NO. 20839(08) SHEET NO. X046
DRAWN	JB	MKW	
CHECKED	BB		
APPROVED	GC		
SQUAD	JACOBS		

PRINT DATE: 8/7/2017 F:\job\WKM2300-EC1335 (TEXAS CO)\700CADD\702CIVIL\WKM2300\_XSectionBorder\_PART3.dgn