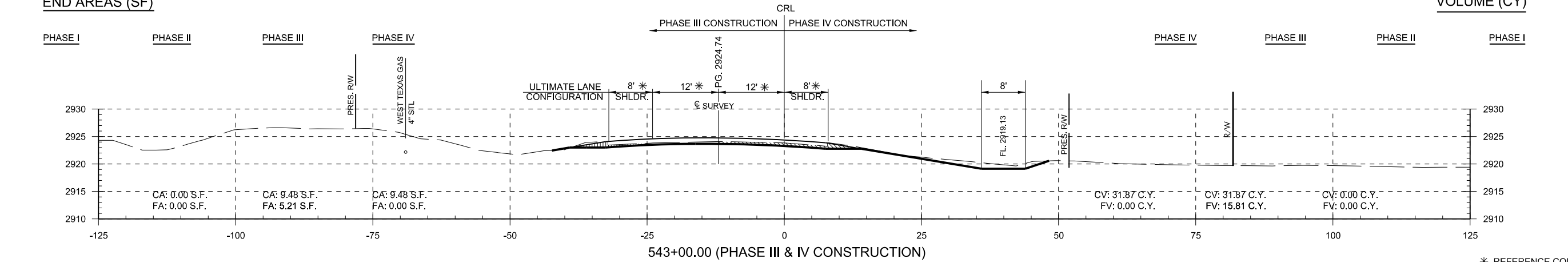


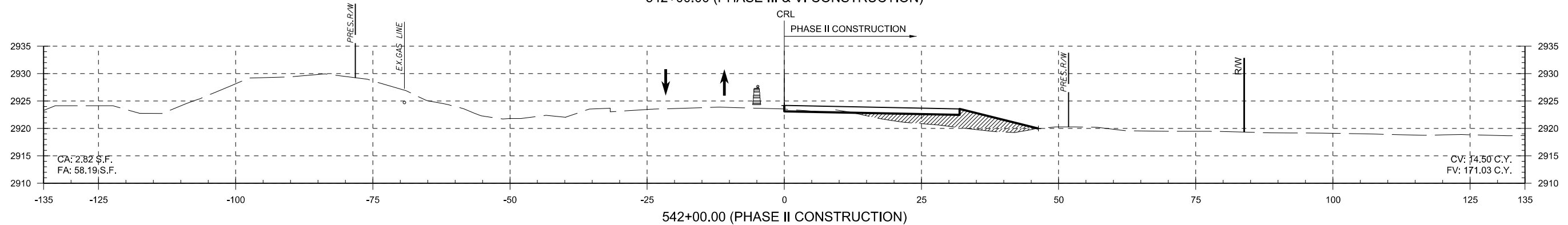
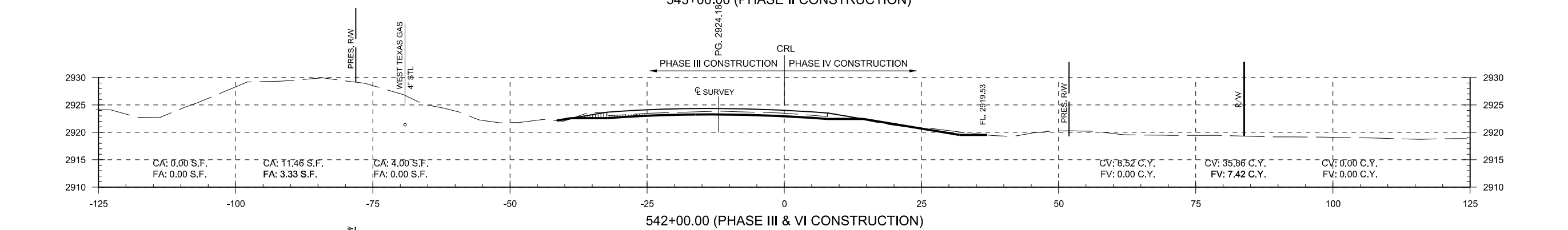
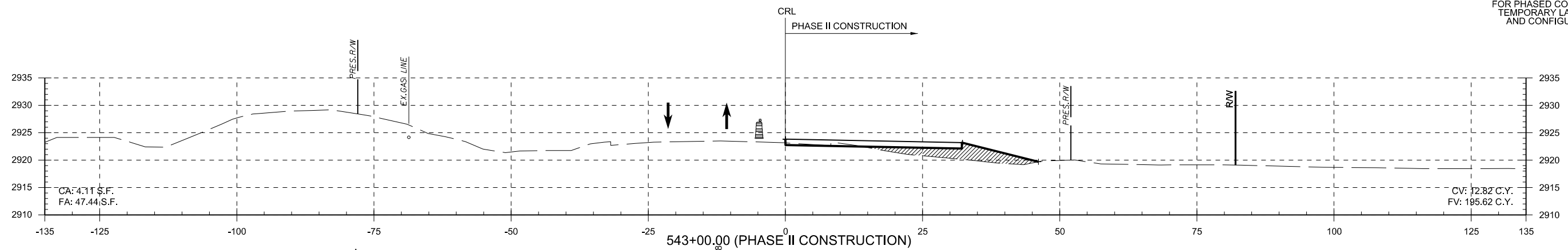
PHASE I	PHASE II
PHASE III	PHASE IV

END AREAS (SF)

VOLUME (CY)



* REFERENCE CONSTRUCTION SEQUENCE SHEETS 82-96 FOR PHASED CONSTRUCTION TEMPORARY LANE WIDTHS AND CONFIGURATIONS.



PRINT DATE: 8/7/2017 F:\job\WKM2300 - EC1335 (TEXAS CO)\700CADD\702CIVIL\WKM2300.XSectionBorder PART1.dgn

SCALE: VERTICAL: 1"=10'
HORIZONTAL: 1"=10'

DESIGN	BB	DRM	OKLAHOMA DEPARTMENT OF TRANSPORTATION DESIGN DIVISION STA. 541+39.08 TO STA. 543+00.00 JOB PIECE NO. 20839(08) SHEET NO. X012
DRAWN	JB	MKW	
CHECKED	BB		
APPROVED	GC		
SQUAD	JACOBS		