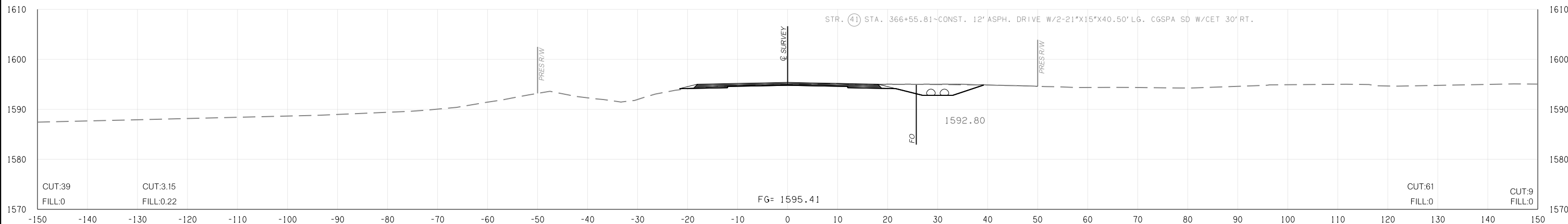


FED. ROAD DIST. NO.	STATE	JOB PIECE NO.	FISCAL YEAR	SHEET NO.	TOTAL SHEETS
6	OKLA.				
DESCRIPTION		REVISIONS	DATE		

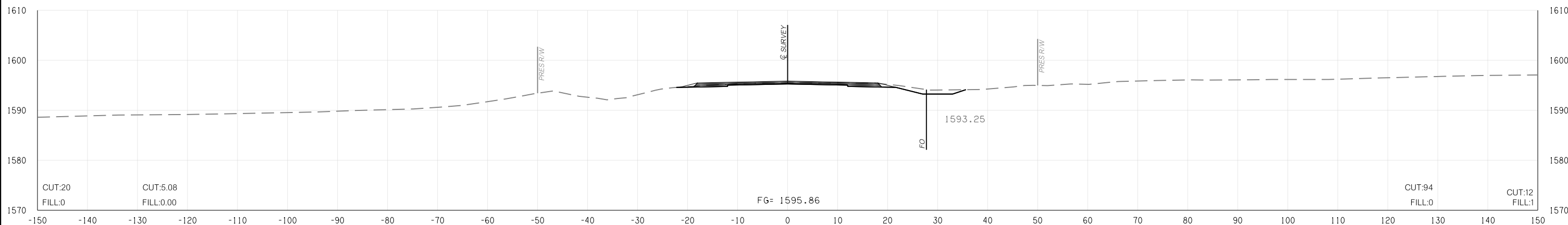
PHASE 1 NORTHBOUND
PHASE 2 SOUTHBOUND

PHASE 1 NORTHBOUND
PHASE 2 SOUTHBOUND

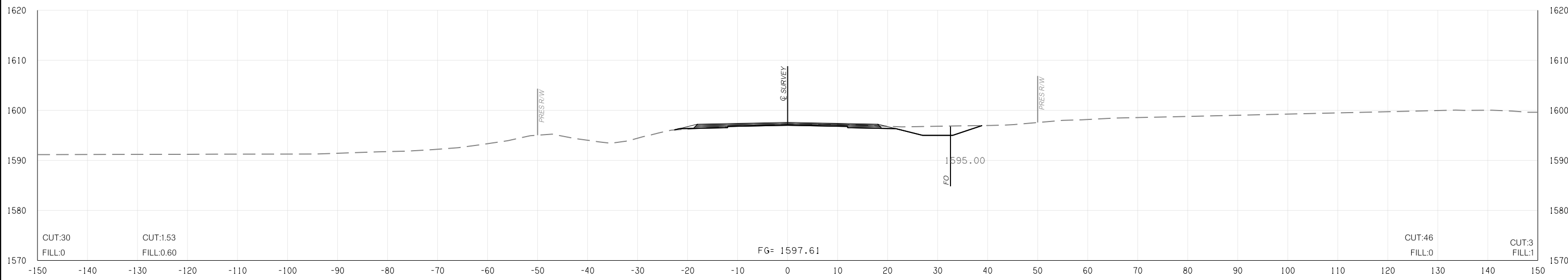
STR. (4) STA. 366+55.81-CONST. 12' ASPH. DRIVE W/2-21"x15"x40.50' LG. CGSPA SD W/CET 30' RT.



366 + 55.81



366 + 00.00



365 + 00.00

STATE JOB NO. 24092(04)
CADD COUNTY SHEET NO. X116

I:\App\md\01-345\ics4\p19533\36597_27\24092 (04) -XSection.dgn 05-11-17