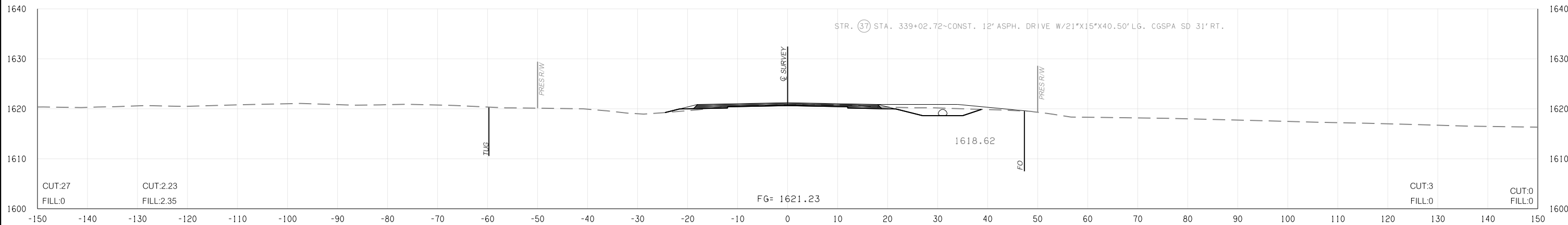


FED. ROAD DIST. NO.	STATE	JOB PIECE NO.	FISCAL YEAR	SHEET NO.	TOTAL SHEETS
6	OKLA.				
DESCRIPTION		REVISIONS	DATE		

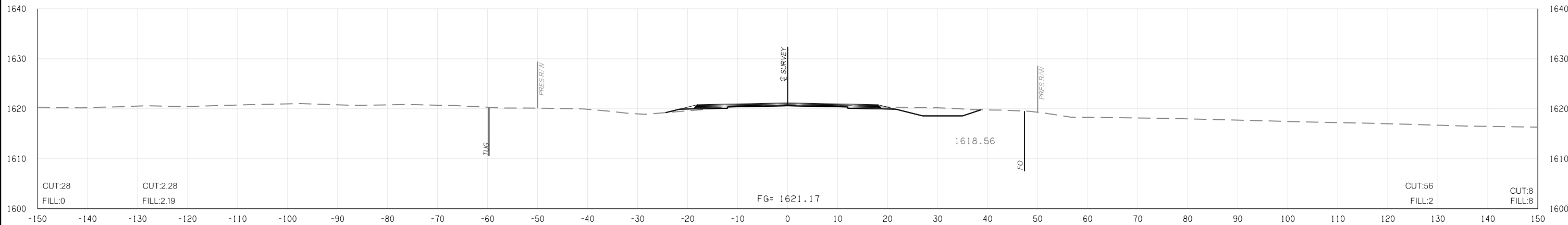
PHASE 1 NORTHBOUND
PHASE 2 SOUTHBOUND

PHASE 1 NORTHBOUND
PHASE 2 SOUTHBOUND

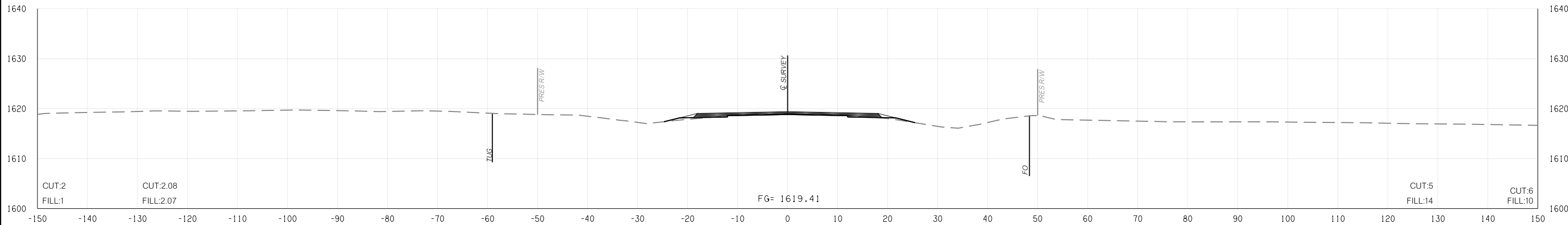
STR. 37 STA. 339+02.72-CONST. 12' ASPH. DRIVE W/21"x15"x40.50' LG. CGSPA SD 31' RT.



339 + 02.72



339 + 00.00



338 + 00.00

STATE JOB NO. 24092(04)
CADD COUNTY SHEET NO. X105

I:\App\md\01-345\ics4pdf\953336597_27124092 (04) -XSection.dgn 05-11-17