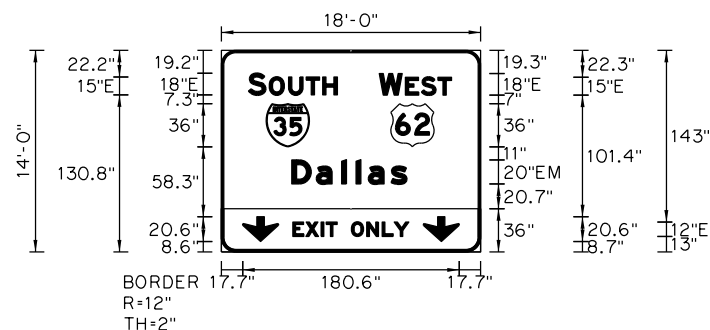


FED. ROAD DIST. NO.	STATE	JOB PIECE NO.	FISCAL YEAR	SHEET NO.	TOTAL SHEETS
6	OKLA.				

DESCRIPTION	REVISIONS	DATE

SIGN DETAIL
1:100



M.U.T.C.D.: 2009 Edition

Dimensions are in inches,tenths

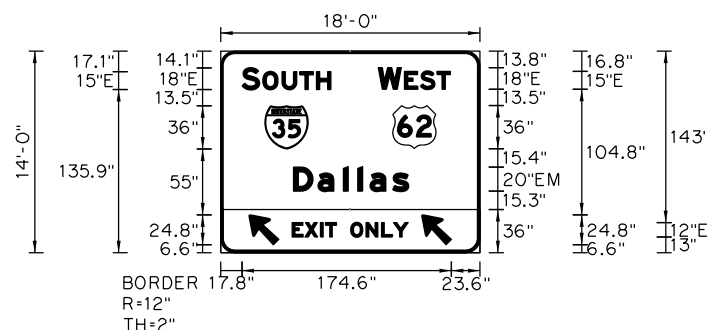
Letter locations are panel edge to lower left corner

LETTER POSITIONS (X)											LENGTH	SERIES/SIZE
S	O	U	T	H							74	E 2000
22.6	39.9	56	70.7	84.5								18,15
W	E	S	T								60.1	E 2000
131.6	153.4	166.7	180.5									18,15
D	a	I	I	a	s						96	EM 2000
58.7	79.1	100.3	112.3	122.5	141.5							20/15
E	X	I	T		O	N	L	Y			96.6	E 2000
59.7	70.4	83.2	87.4	96.4	108.4	121.3	134.1	144.1				12

SIGN NUMBER	SPS-5
WIDTH x HGHT.	18'-0" x 14'-0"
BORDER WIDTH	2"
CORNER RADIUS	12"
MOUNTING	Overhead
BACKGROUND	TYPE: Reflective COLOR: Green
LEGEND/BORDER	TYPE: Reflective COLOR: White/Black

SYMBOL	X	Y	WID	HT
M1_1	37.4	87.6	36	36
M1_4	141.3	87.7	36	36
ARDOWN	17.7	8.7	30	20.6
ARDOWN	168.3	8.7	30	20.6

SIGN DETAIL
1:100



M.U.T.C.D.: 2009 Edition

Dimensions are in inches,tenths

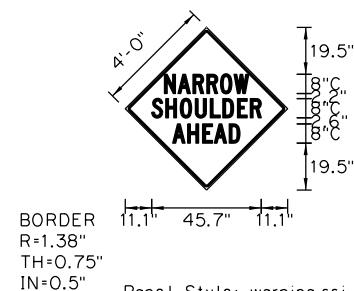
Letter locations are panel edge to lower left corner

LETTER POSITIONS (X)											LENGTH	SERIES/SIZE
S	O	U	T	H							74	E 2000
17.8	35.2	51.2	65.9	79.7								18,15
W	E	S	T								60.1	E 2000
131.4	153.1	166.5	180.3									18,15
D	a	I	I	a	s						96	EM 2000
60.7	81.1	102.3	114.3	124.5	143.5							20/15
E	X	I	T		O	N	L	Y			96.6	E 2000
59.7	70.4	83.2	87.4	96.4	108.4	121.3	134.1	144.1				12

SIGN NUMBER	sps-6
WIDTH x HGHT.	18'-0" x 14'-0"
BORDER WIDTH	2"
CORNER RADIUS	12"
MOUNTING	Overhead
BACKGROUND	TYPE: Reflective COLOR: Green
LEGEND/BORDER	TYPE: Reflective COLOR: White/Black

SYMBOL	X	Y	WID	HT
M1_1	36.9	86.4	36	36
M1_4	143.5	86.7	36	36
AR_Type A	23.6	6.6	20	31.5
AR_Type A	167.6	6.6	20	31.5

SIGN DETAIL
1:50



Panel Style: warning.ssi
M.U.T.C.D.: 2009 Edition

Dimensions are in inches,tenths

Letter locations are panel edge to lower left corner

LETTER POSITIONS (X)											LENGTH	SERIES/SIZE
N	A	R	R	O	W						35.1	C 2000
16.4	22	28.3	34.1	39.8	45.5							8
S	H	O	U	L	D	E	R				45.7	C 2000
11.1	16.9	23	29.3	35.6	40.8	46.9	52.3					8
A	H	E	A	D							28	C 2000
19.9	26.1	32.4	37.2	43.4								8

SIGN NUMBER	SPS-7
WIDTH x HGHT.	5'-8" x 5'-8"
BORDER WIDTH	0.75"
CORNER RADIUS	0"
MOUNTING	Ground
BACKGROUND	TYPE: Reflective COLOR: Yellow
LEGEND/BORDER	TYPE: Reflective COLOR: Black

SYMBOL	X	Y	WID	HT

DESIGN	-	-
DRAWN	-	-
CHECKED	-	-
APPROVED	-	-
SQUAD	POE	

SPECIAL SIGN DETAILS
SHEET 2 OF 2

STATE JOB NO. 304441061 SHEET NO. 47

OKLAHOMA COUNTY