

REVISIONS		
NO.	DESCRIPTION	DATE

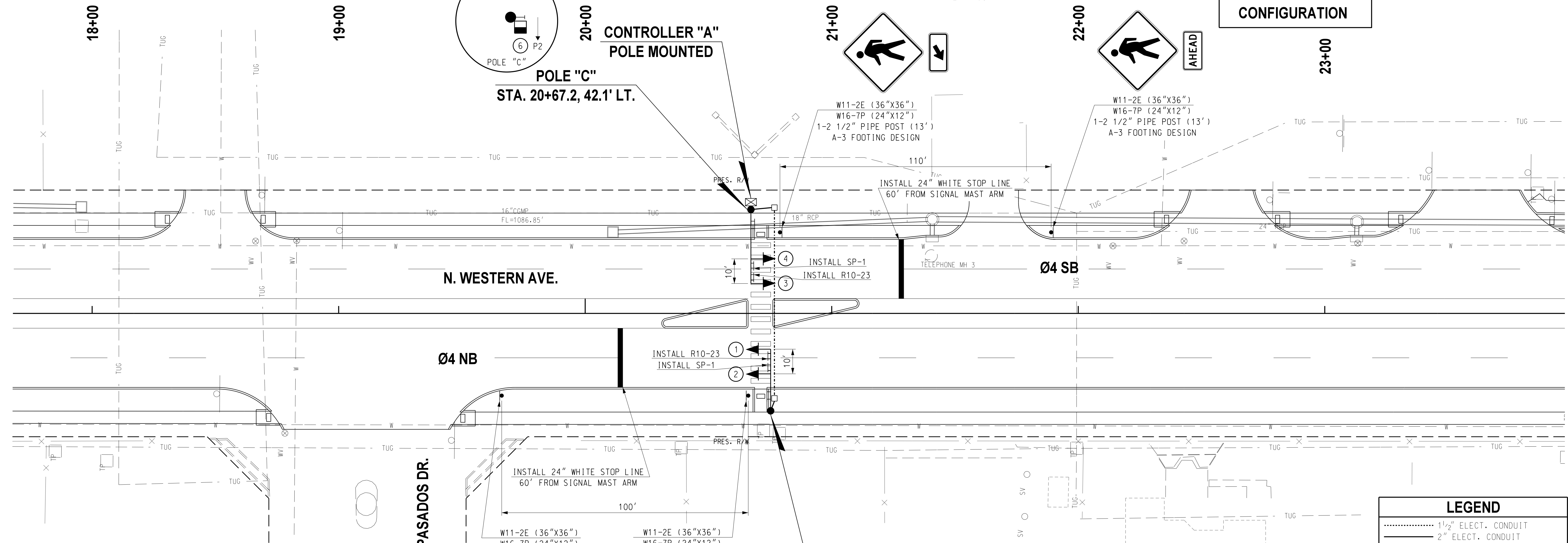
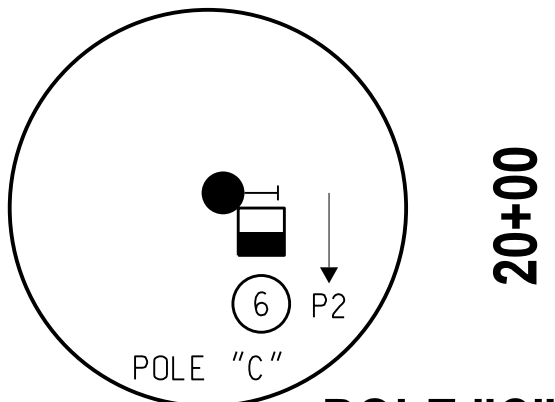
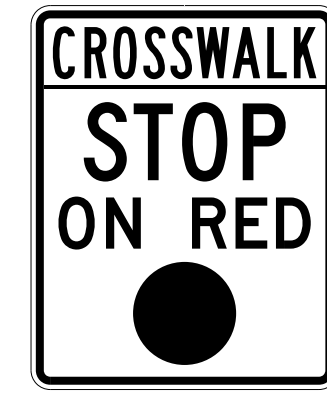

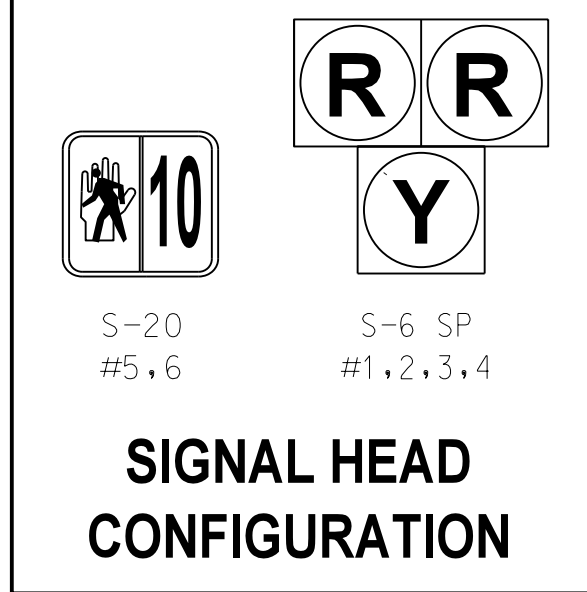
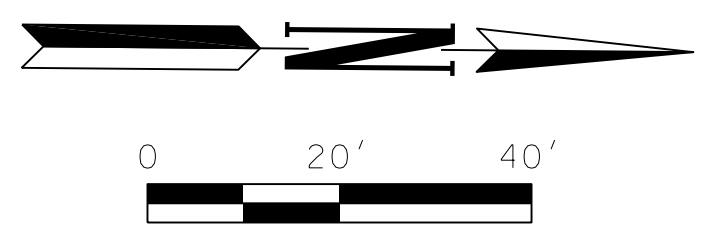


TABLE # 1 SIGNAL HEADS

SIGNAL HEAD NUMBER	NUMBER AND TYPE	MOUNTING	VISOR	BACKPLATE
1,2,3,4	4 - ONEWAY (S-6 SP)	MAST ARM	V-1	B-2
5,6	2 - ONEWAY (S-20)	CLAMP	V-3	--

TABLE # 2 MAST ARMS & POLES

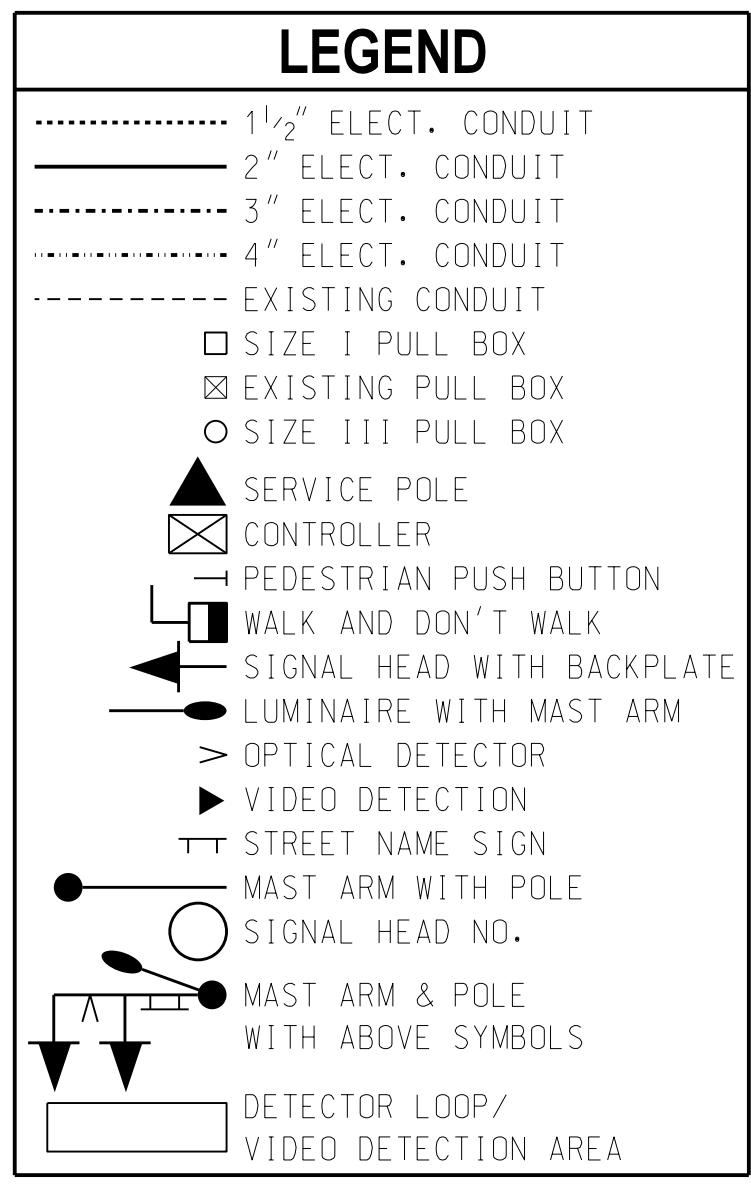
LOCATION	MOUNTING HT.	MAST ARMS LENGTHS	FOUNDATION
B	21'	25' T.S.	S-25
C	21'	30' T.S.	S-30

TABLE # 3 ELECTRICAL CABLE

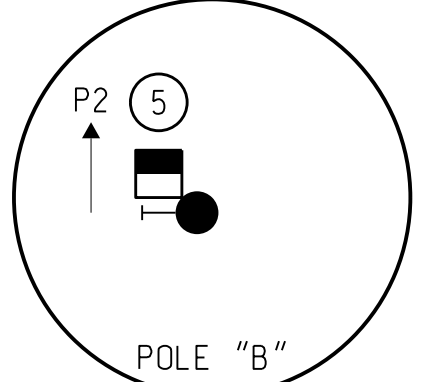
ELECTRICAL CABLE TO CONTROLLER "A" LOCATION

FROM	TO
B-7C/5C	C-7C/5C


PUSH BUTTON NOTE:
THE POLE ENLARGEMENT DETAIL IS PROVIDED FOR INFORMATIONAL PURPOSES ONLY. THE PLACEMENT OF THE PEDESTRIAN PUSH BUTTONS AND SIGNAL HEADS SHALL BE INSTALLED ON THE POLES SUCH THAT THE SIGNAL HEADS ARE VISIBLE FROM THE CROSSWALK AND THE PUSH BUTTONS ARE ACCESSIBLE FROM THE ADJACENT SIDEWALK. THE HANDHOLE SHALL NOT CONFLICT WITH THE PUSH BUTTON LOCATIONS AS SHOWN.



POLE "B"
STA. 20+75.2, 39.5' RT.



Michael S. Hofener
MICHAEL S. HOFENER, P.E. # 23310
C.A. # 1160, RENEWAL 06-30-17



DATE: 09-16-16
Traffic Engineering Consultants, Inc.
6000 S. Western, Suite 300 - Oklahoma City, OK 73139,
Ph: 405-720-7721, Fax: 405-720-9848, Web: www.tecok.com

Design	MSH	09/07/17
Drawn	CCC	09/07/17



**PEDESTRIAN HYBRID BEACON PLAN
WESTERN AVE.**

State Job No. 30326(04) Sheet No. 48

09/07/17 G:\09\Projects\17-2202A_Pedestrian_Hybrid_Beacon_on_Western_north_of_178th\CADD\PED_SIG.dgn