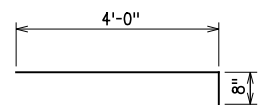
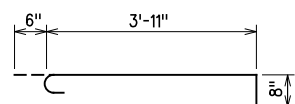


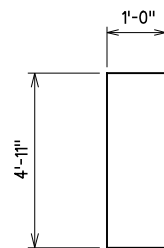
BH3 - #4 BAR x 38'-10"



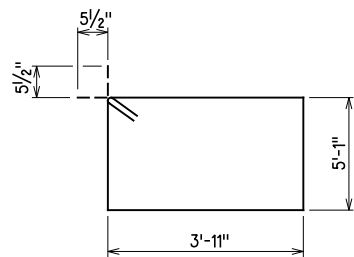
BH4 - #4 BAR x 4'-8"



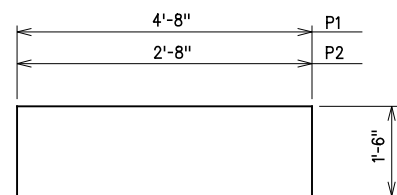
BH5 - #4 BAR x 5'-1"



BH6 - #4 BAR x 6'-11"

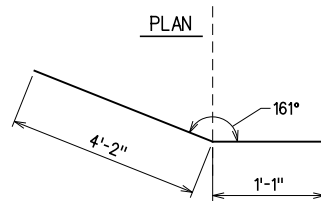
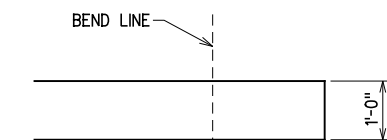


S1 - #5 BAR x 18'-11"



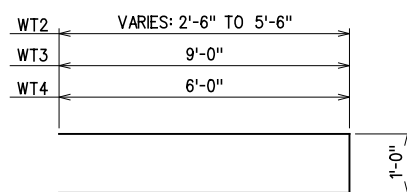
P1 - #4 BAR x 7'-8"

P2 - #4 BAR x 5'-8"



ELEVATION

WT1 - #6 BAR x 11'-6"



WT2 - #6 BAR x 9'-0" (AVG.)

WT3 - #6 BAR x 19'-0"

WT4 - #6 BAR x 13'-0"

| BAR LIST | | | | | | |
|--------------------------|-----|------|------|---------------|-------------------|--|
| ABUTMENT NO. 2 | | | | | | |
| MARK | NO. | SIZE | FORM | LENGTH | LENGTH VARIATION | |
| EPOXY COATED REINFORCING | | | | | | |
| BH1 | 10 | #9 | STR. | 37'-6" | | |
| BH2 | 19 | #4 | STR. | 37'-6" | | |
| BH3 | 19 | #4 | BNT. | 38'-10" | | |
| BH4 | 14 | #4 | BNT. | 4'-8" | | |
| BH5 | 27 | #4 | BNT. | 5'-1" | | |
| BH6 | 10 | #4 | BNT. | 6'-11" | | |
| | | | | | | |
| ① BV1 | 72 | #5 | STR. | 13'-9" (AVG.) | 13'-7" TO 13'-11" | |
| BV2 | 8 | #5 | STR. | 14'-8" | | |
| | | | | | | |
| P1 | 16 | #4 | BNT. | 7'-8" | | |
| P2 | 24 | #4 | BNT. | 5'-8" | | |
| | | | | | | |
| S1 | 46 | #5 | BNT. | 18'-11" | | |
| | | | | | | |
| | | | | | | |
| | | | | | | |
| ② WT1 | 2 | #6 | BNT. | 11'-6" | | |
| WT2 | 6 | #6 | BNT. | 9'-0" (AVG.) | 6'-0" TO 12'-0" | |
| WT3 | 22 | #6 | BNT. | 19'-0" | | |
| WT4 | 30 | #6 | BNT. | 13'-0" | | |

① 4 SETS OF 18 BARS

② 2 SETS OF 3 BARS

BAR BENDING DIAGRAMS
(ALL DIMENSIONS ARE OUT TO OUT)

| ABUTMENT NO. 2 | | | |
|----------------|-----------|----------------------------|---------------|
| DESIGN | | ROCK CRUSHER RD. OVER I-35 | MURRAY COUNTY |
| DRAWN | | BRIDGE "A" | |
| CHECKED | | ABUTMENT DETAILS | |
| APPROVED | | (7 OF 8) | |
| SQUAD | G/K ENGR. | JOB PIECE NO. 30363(04) | SHEET NO. 54 |