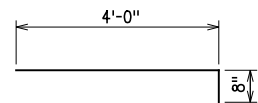
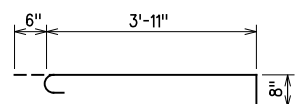


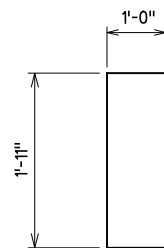
BH3 - #4 BAR x 38'-10"



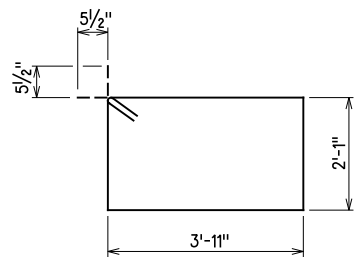
BH4 - #4 BAR x 4'-8"



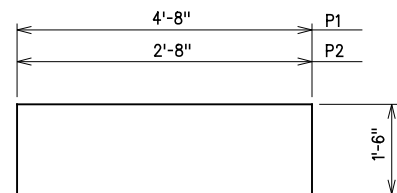
BH5 - #4 BAR x 5'-1"



BH6 - #4 BAR x 3'-11"

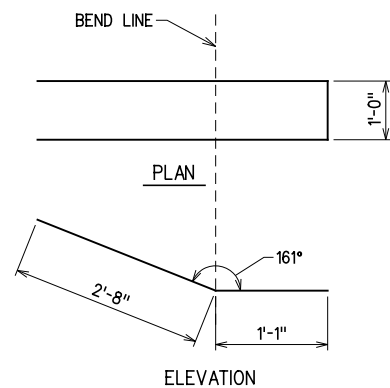


S1 - #5 BAR x 12'-11"

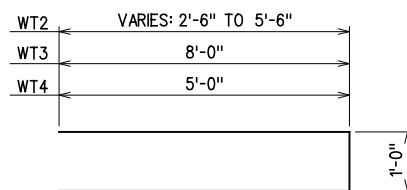


P1 - #4 BAR x 7'-8"

P2 - #4 BAR x 5'-8"



WT1 - #5 BAR x 8'-6"



WT2 - #5 BAR x 9'-0" (AVG.)

WT3 - #5 BAR x 17'-0"

WT4 - #5 BAR x 11'-0"

BAR LIST						
ABUTMENT NO. 1						
MARK	NO.	SIZE	FORM	LENGTH	LENGTH VARIATION	
EPOXY COATED REINFORCING						
BH1	10	#9	STR.	37'-6"		
BH2	9	#4	STR.	37'-6"		
BH3	9	#4	BNT.	38'-10"		
BH4	12	#4	BNT.	4'-8"		
BH5	21	#4	BNT.	5'-1"		
BH6	10	#4	BNT.	3'-11"		
① BV1	36	#5	STR.	8'-3" (AVG.)	8'-1" TO 8'-5"	
① BV2	36	#5	STR.	8'-5 1/2" (AVG.)	8'-5" TO 8'-6"	
BV3	4	#5	STR.	9'-2"		
BV4	4	#5	STR.	9'-7"		
P1	16	#4	BNT.	7'-8"		
P2	24	#4	BNT.	5'-8"		
S1	48	#5	BNT.	12'-11"		
WT1	2	#5	BNT.	8'-6"		
② WT2	6	#5	BNT.	9'-0" (AVG.)	6'-0" TO 12'-0"	
WT3	10	#5	BNT.	17'-0"		
WT4	23	#5	BNT.	11'-0"		

- ① 2 SETS OF 18 BARS
- ② 2 SETS OF 3 BARS

BAR BENDING DIAGRAMS
(ALL DIMENSIONS ARE OUT TO OUT)

ABUTMENT NO. 1			
DESIGN		ROCK CRUSHER RD. OVER I-35	MURRAY COUNTY
DRAWN		BRIDGE "A"	
CHECKED		ABUTMENT DETAILS	
APPROVED		(3 OF 8)	
SQUAD	G/K ENGR.	JOB PIECE NO. 30363(04)	SHEET NO. 50