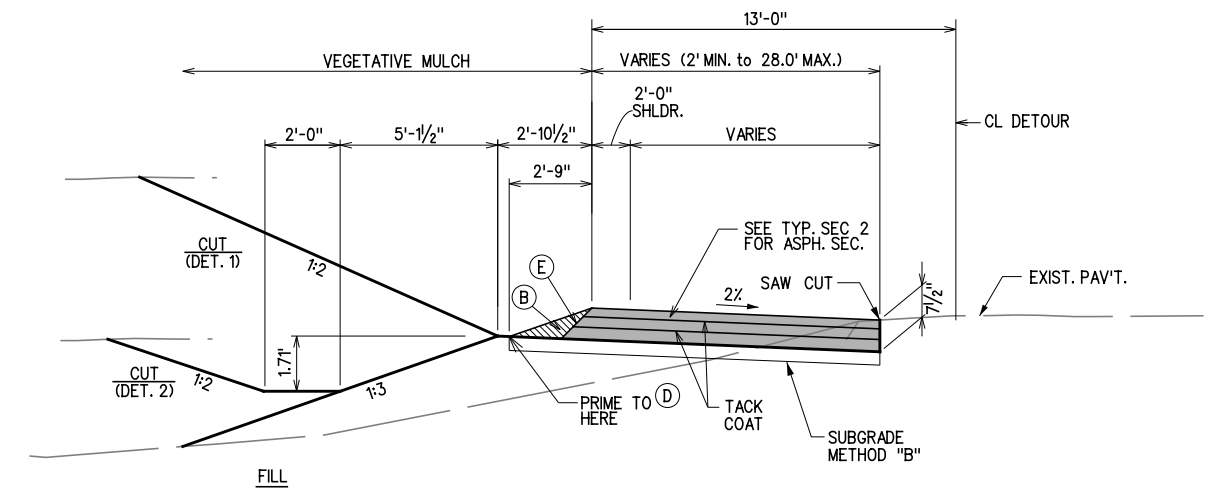
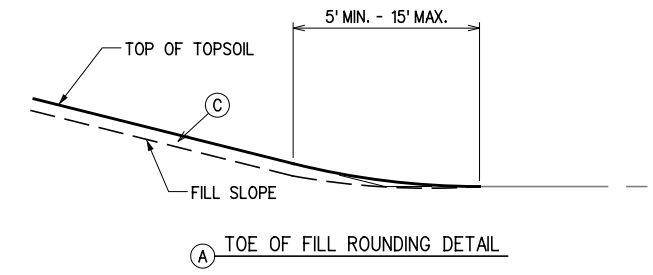
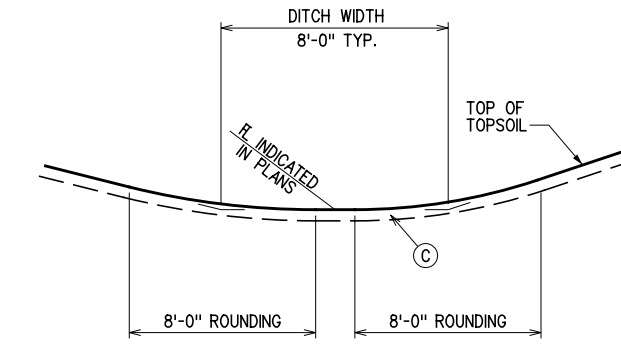


1 TYPICAL SECTION
ROCK CRUSHER ROAD
STA. 17+55.99 TO STA. 24+05.17
STA. 28+06.75 TO STA. 36+78.49

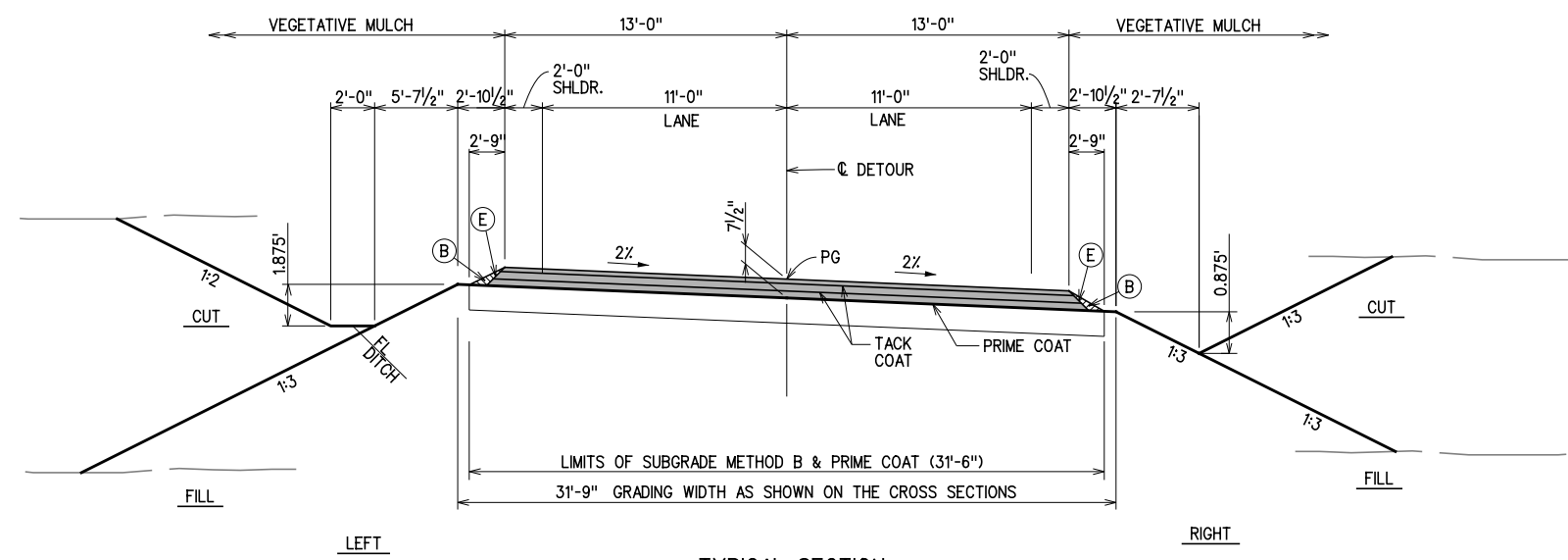
ASPHALT CONCRETE REQUIREMENT	
11 1/2" PAVEMENT STRUCTURE	12' DRIVING LANES + 4' SHOULDERS
SURFACE COURSE	2" SUPERPAVE TYPE S4 (PG 70-28 OK)
BASE COURSE	3" SUPERPAVE TYPE S3 (PG 70-28 OK)
	3" SUPERPAVE TYPE S3 (PG 64-22 OK)
	3 1/2" SUPERPAVE TYPE S3 (PG 64-22 OK)



3 TYPICAL SECTION
DETOUR WIDENING
STA. 15+58.34 TO STA. 19+55.31 (DETOUR 1)
STA. 28+66.41 TO STA. 31+02.26 (DETOUR 2)
STA. 39+28.07 TO STA. 40+33.90 (DETOUR 2)

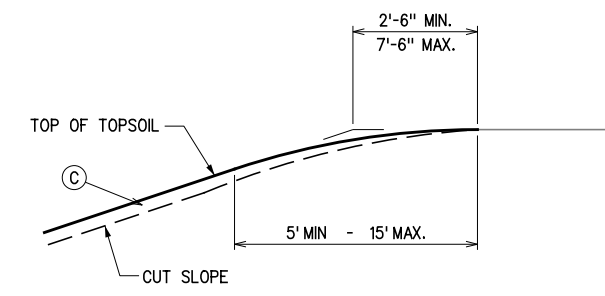


THE CONTRACTOR SHOULD ANTICIPATE BEDROCK VERY CLOSE TO THE EXISTING SURFACE IN AREAS TO BE CUT THROUGHOUT THE PROJECT



2 TYPICAL SECTION
DETOUR 2
STA. 31+02.26 TO STA. 39+28.07

ASPHALT CONCRETE REQUIREMENT	
7 1/2" PAVEMENT STRUCTURE	11' DRIVING LANES + 2' SHOULDERS
SURFACE COURSE	2" SUPERPAVE TYPE S4 (PG 64-22 OK)
BASE COURSE	2 1/2" SUPERPAVE TYPE S3 (PG 64-22 OK)
	3" SUPERPAVE TYPE S3 (PG 64-22 OK)



- (A) INTERSECTION OF CUT AND/OR FILL SLOPES WITH GROUND LINE TO BE ROUNDED AS PART OF FINISHING OPERATIONS. ROUNDING SHALL BE FROM 5' MINIMUM FOR SMALLER CUTS AND FILLS TO 15' MAXIMUM FOR LARGER CUTS AND FILLS OR AS DESIGNATED BY THE ENGINEER. COST OF ROUNDING TO BE INCLUDED IN PRICE BID FOR OTHER ITEMS OF WORK. SEE DETAILS SHT. 4.
- (B) THESE AREAS TO BE BACKFILLED AND COMPACTED AS PART OF FINISHING OPERATIONS. COST TO BE INCLUDED IN OTHER ITEMS OF WORK.
- (C) RESERVE TOPSOIL SHALL BE SPREAD APPROXIMATELY 5 INCHES THICK, FIRST ON COMPLETED BACKSLOPES OF CUT SECTIONS AND REMAINDER ON COMPLETE FILL SLOPES OR OTHER PRIORITY AREAS LOCATED BY THE ENGINEER.

THE GRADING LINE SHOWN ON THE TYPICAL AND CROSS SECTIONS IS THE TOP OF THE TOPSOIL. EARTHWORK QUANTITIES ARE NOT ADJUSTED FOR SALVAGE AND THE TOPSOIL QUANTITY IS INCLUDED IN THE EARTHWORK CALCULATIONS.
- (D) PRIME COAT SHALL BE APPLIED TO THE SUBGRADE SURFACE IMMEDIATELY UPON COMPLETION OF THE SUBGRADE, WITH THE APPROVAL OF THE ENGINEER.
- (E) APPLY SAFETY EDGE (SEE STD. PSE-1).

DESIGN	DRAWN	CHECKED	APPROVED	SQUAD	G/K ENGR.	JOB PIECE NO.	30363(04)	SHEET NO.	2

TYPICAL SECTIONS

X:\Odot\EC-1589B\Civil\Typical Sections.dgn 3/2/2017