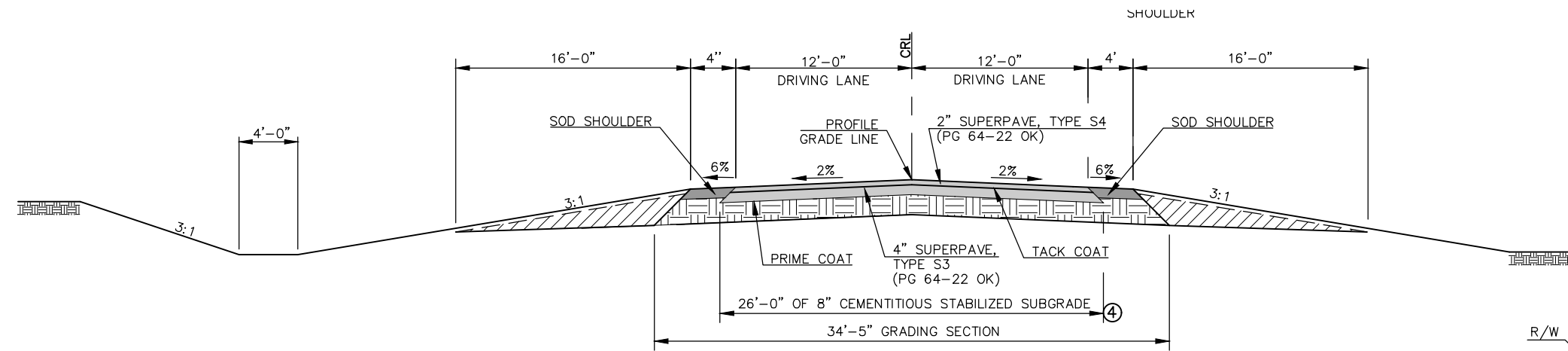
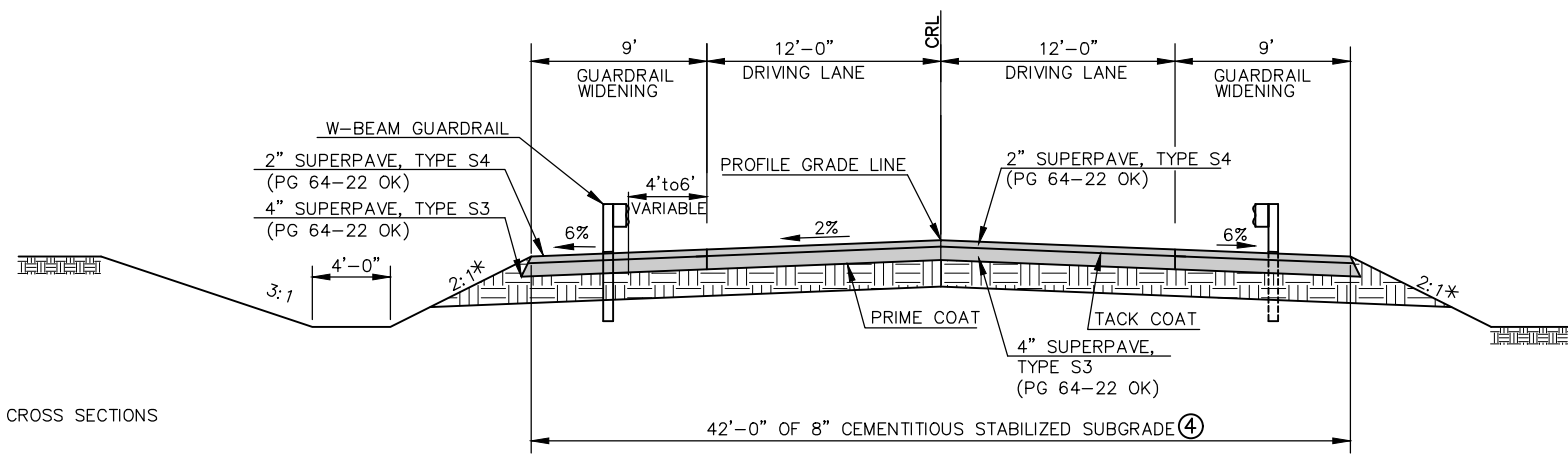


DESCRIPTION	REVISIONS	DATE



TYPICAL SECTION No.1

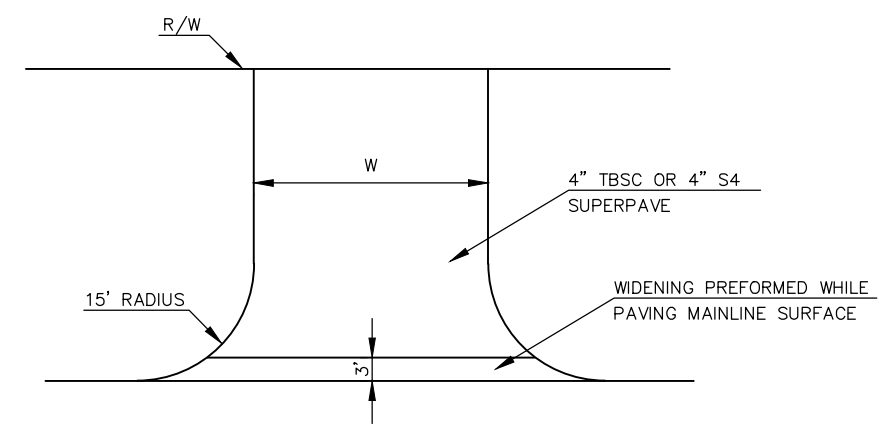
- ③ STA. 103+50.00 TO STA. 106+15.85
- STA. 112+53.01 TO STA. 117+51.59
- STA. 123+00.18 TO STA. 124+75.00 RT.
- STA. 124+75.18 TO STA. 124+75.00 LT.



TYPICAL SECTION No. 2

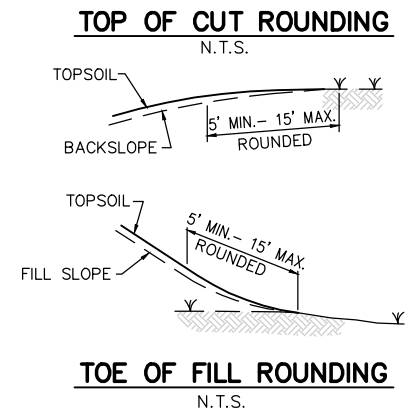
- ③ STA. 106+85.85 TO STA. 108+42.18 LT.&RT.
- STA. 110+26.68 TO STA. 111+83.01 LT.&RT.
- STA. 118+21.67 TO STA. 119+79.34 LT.&RT.
- STA. 120+72.51 TO STA. 122+30.18 RT.
- STA. 120+72.51 TO STA. 124+05.18 LT.

* SEE CROSS SECTIONS

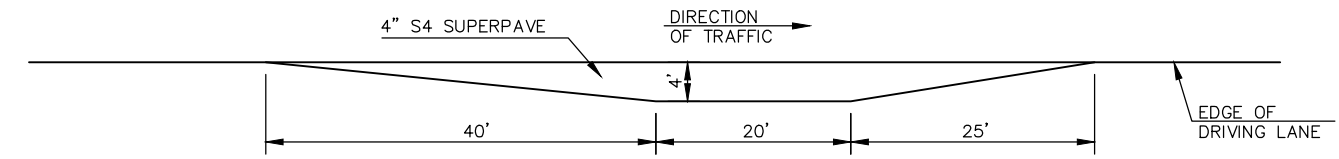


TYPICAL PRIVATE DRIVE OR FIELD ENTRANCE

- ① TOPSOIL NOTE:
RESERVED TOPSOIL SHALL BE SPREAD APPROX. 5 INCHES THICK FIRST ON COMPLETED FILL SLOPES OF FILL SECTIONS AND THE REMAINDER ON COMPLETED CUT SLOPES OR OTHER PRIORITY AREAS LOCATED BY THE ENGINEER.
- ② SEE ROUNDING DETAIL ON THIS SHEET.
- ③ STA. 106+15.85 TO STA. 106+85.85 L.T. &R.T. FROM TYPICAL SECTION No.1 TO TYPICAL SECTION No.2.
STA. 111+83.01 TO STA. 112+53.01 L.T. &R.T. FROM TYPICAL SECTION No.2 TO TYPICAL SECTION No.1.
STA. 117+51.67 TO STA. 118+21.67 L.T. &R.T. FROM TYPICAL SECTION No.1 TO TYPICAL SECTION No.2.
STA. 122+30.18 TO STA. 123+00.18 R.T. FROM TYPICAL SECTION No.2 TO TYPICAL SECTION No.1.
STA. 124+05.18 TO STA. 124+75.18 L.T. FROM TYPICAL SECTION No.2 TO TYPICAL SECTION No.1.
- ④ ADD FLY ASH 8" DEEP AT 14%.



INTERSECTION OF CUT AND/OR FILL SLOPES WITH GROUND LINE TO BE ROUNDED AS PART OF FINISHING OPERATIONS. ROUNDED SHALL BE 5' MINIMUM FOR SMALLER CUTS AND FILLS TO 15' MAXIMUM FOR LARGER CUTS AND FILLS OR AS DESIGNATED BY THE ENGINEER. COST OF ROUNDED TO BE INCLUDED IN THE PRICE BID FOR OTHER ITEMS OF WORK.



MAILBOX TURNOUT

DESIGN	TDS	5/15	EW 18	KAY CO.
DRAWN				
CHECKED				
APPROVED	TDS	5/17		
SQUAD				

TYPICAL SECTIONS