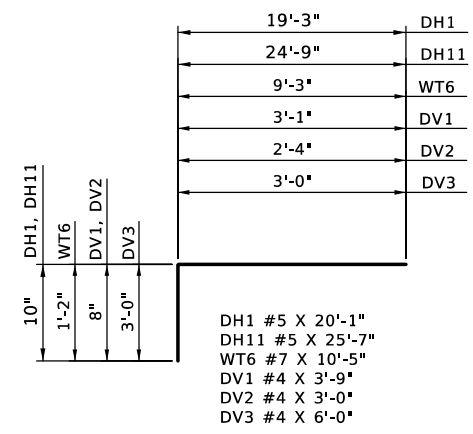


PLAN - ABUTMENT NO. 1 AND NO. 2 DIAPHRAGM

SCALE: 3/8" = 1'-0"

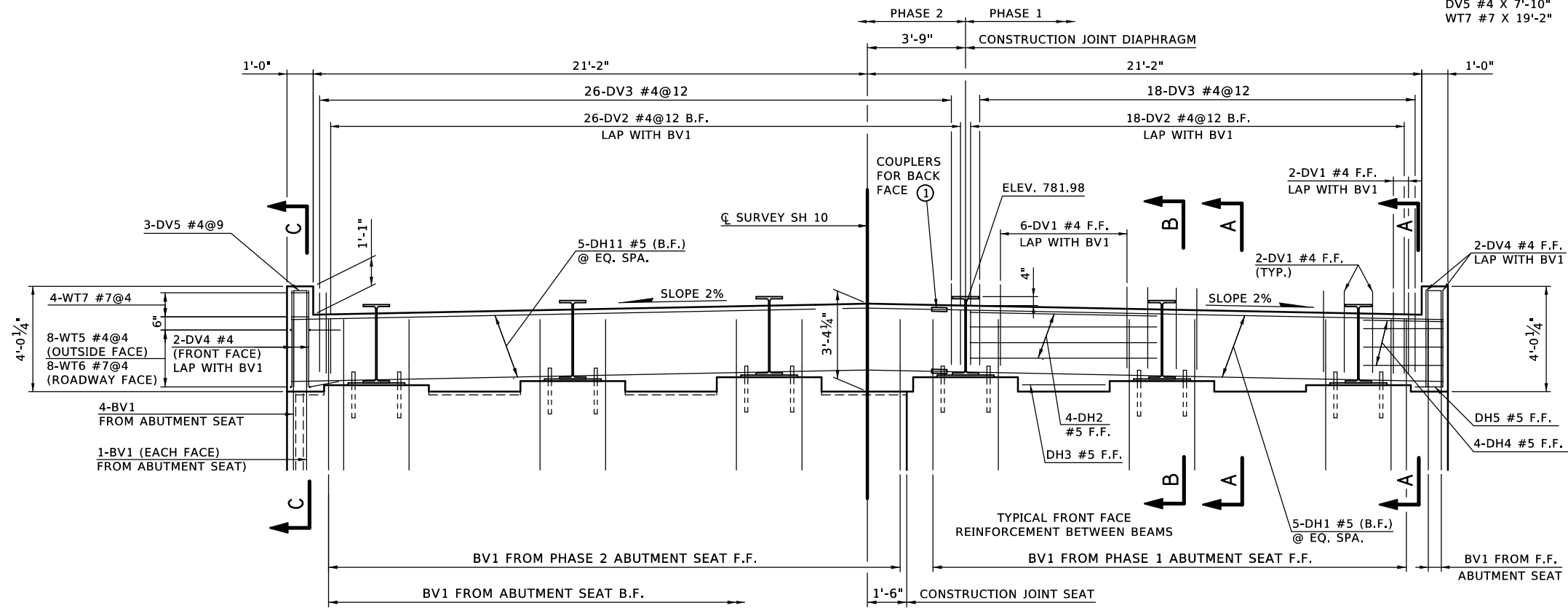
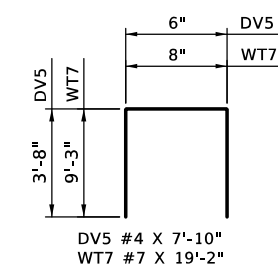


ABUTMENT DIAPHRAGM BAR LIST - PHASE 1

(ONE DIAPHRAGM SHOWN, TWO REQUIRED)

EPOXY COATED REINFORCING

MARK	SIZE	QTY.	FORM	LENGTH	REMARKS
DV1	#4	19	BNT	3'-9"	
DV2	#4	18	BNT	3'-0"	
DV3	#4	18	BNT	6'-0"	
DV4	#4	2	STR	3'-8"	
DV5	#4	3	BNT	7'-10"	
DH1	#5	5	BNT	20'-1"	
DH2	#5	8	STR	7'-2"	
DH3	#5	2	STR	3'-2"	
DH4	#5	4	STR	3'-1"	
DH5	#5	1	STR	1'-1"	
WT5	#4	8	STR	5'-9"	
WT6	#7	8	BNT	10'-5"	
WT7	#7	4	BNT	19'-2"	



ABUTMENT NO. 2 LOOKING UP STATION  
ABUTMENT NO. 1 LOOKING DOWN STATION OPP. HAND

ELEVATION

SCALE: 3/8" = 1'-0"

① QTY. FOR MECHANICAL COUPLERS INCLUDED IN THE SUPERSTRUCTURE QTY.

ABUTMENT DIAPHRAGM BAR LIST - PHASE 2

(ONE DIAPHRAGM SHOWN, TWO REQUIRED)

EPOXY COATED REINFORCING

MARK	SIZE	QTY.	FORM	LENGTH	REMARKS
DV1	#4	27	BNT	3'-9"	
DV2	#4	26	BNT	3'-0"	
DV3	#4	26	BNT	6'-0"	
DV4	#4	2	STR	3'-8"	
DV5	#4	3	BNT	7'-10"	
DH2	#5	12	STR	7'-2"	
DH3	#5	3	STR	3'-2"	
DH4	#5	4	STR	3'-1"	
DH5	#5	1	STR	1'-1"	
DH11	#5	5	BNT	25'-7"	
WT5	#4	8	STR	5'-9"	
WT6	#7	8	BNT	10'-5"	
WT7	#7	4	BNT	19'-2"	

F.F. = FRONT FACE  
B.F. = BACK FACE

Design	MKR	7/16	SH 10 OVER BIG CABIN CREEK BRIDGE A CRAIG COUNTY
Drawn	RAH	7/16	
Checked	KSJ	7/16	
Approved	SAK	9/16	
Squad	BENHAM		

ABUTMENT DETAILS (2)

Job Piece No. 29068(04) Sheet No. 39