








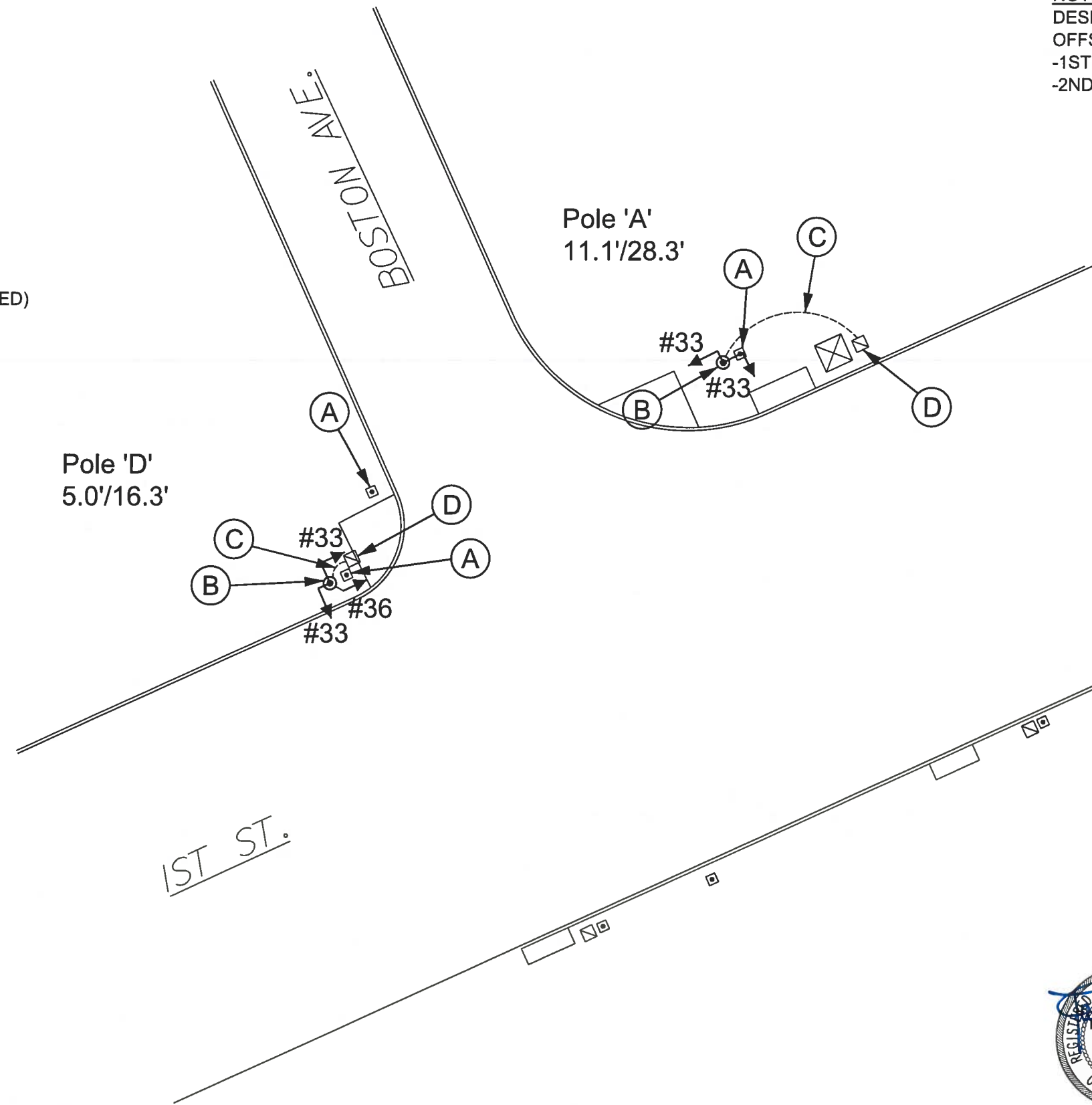


LEGEND - SYMBOLS

-  EXISTING POLE AND BASE
-  PROPOSED POLE AND BASE
-  TRAFFIC PULLBOX
-  SIGNAL CABINET
-  FIRE HYDRANT
-  UTILITY POLE
-  SIGNAL HEAD (TYPE INDICATED)
-  CONDUIT WITH CONDUCTOR
-  LUMINAIRE

NOTE ON POLE LOCATION:
 DESIGNATION SHOWN FOR EACH POLE IS THE
 OFFSET FROM CURBLINE TO CENTER OF POLE:
 -1ST NUMBER IS OFFSET FROM EAST-WEST CURBLINE
 -2ND NUMBER IS OFFSET FROM NORTH-SOUTH CURBLINE



LEGEND - ITEMS OF WORK

- (A) REMOVE POLE AND BASE
- (B) INSTALL POLE AND BASE
- (C) INSTALL CONDUIT AND CONDUCTOR
(2"/16-C, UNLESS NOTED OTHERWISE)
- (D) REPLACE OR INSTALL PULLBOX
(TYPE 2, UNLESS NOTED OTHERWISE)
- (E) REMOVE AND REPLACE SIDEWALK




BEFORE YOU DIG
 CALL OKIE
 811



JACOBS

10816 EXECUTIVE CENTER DR. STE. 300
 LITTLE ROCK, ARKANSAS 72211



DESIGN	BLV		OKLAHOMA DEPARTMENT OF TRANSPORTATION DESIGN DIVISION TULSA TRAFFIC SIGNAL LED UPGRADE PROJECT REPLACEMENT PLAN (1st ST. & BOSTON AVE.) PROJECT NO. 23708(06) SHEET NO. 40
DRAWN	JAB		
CHECKED	BLV		
APPROVED	BLV		
SQUAD	Jacobs		