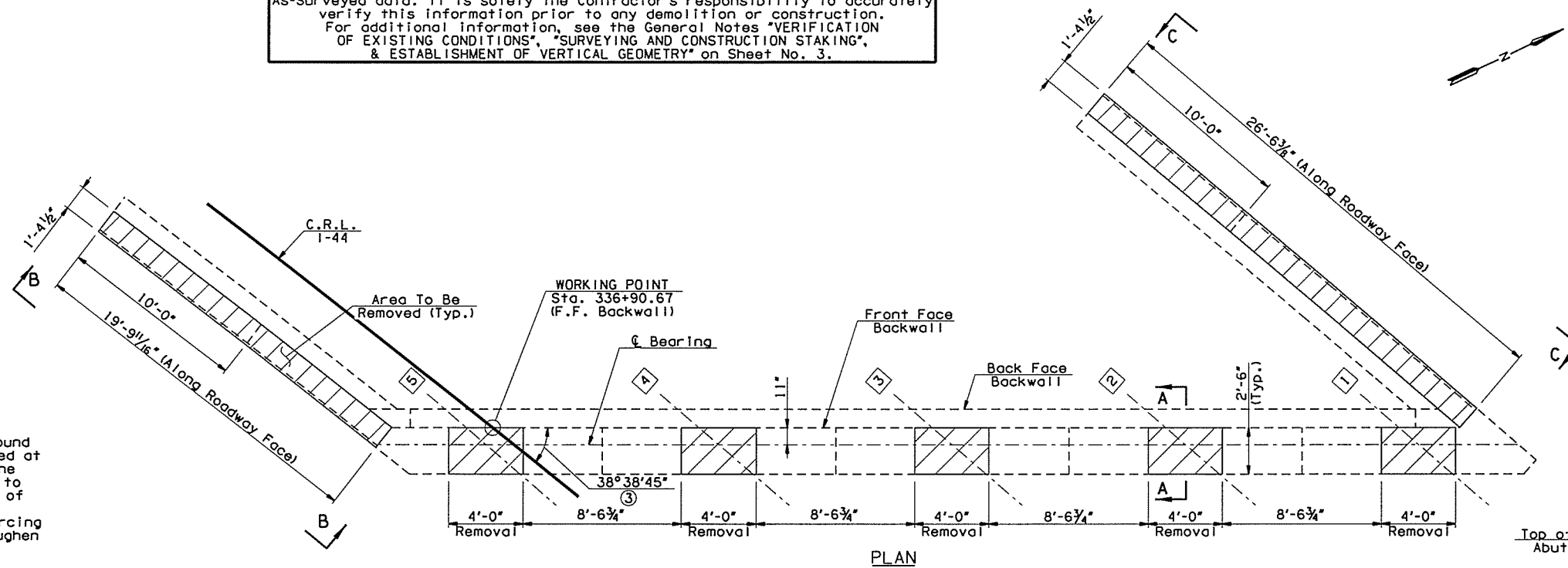
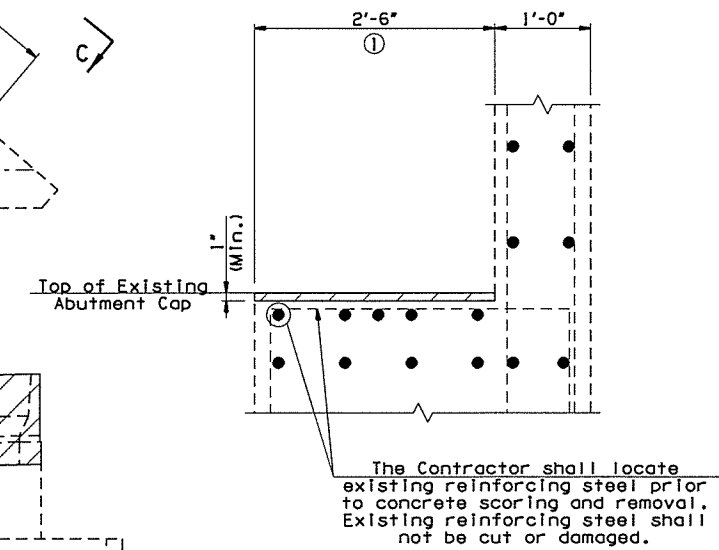


All information included in these plans is based on the existing As-Surveyed data. It is solely the Contractor's responsibility to accurately verify this information prior to any demolition or construction. For additional information, see the General Notes "VERIFICATION OF EXISTING CONDITIONS", "SURVEYING AND CONSTRUCTION STAKING", & ESTABLISHMENT OF VERTICAL GEOMETRY" on Sheet No. 3.

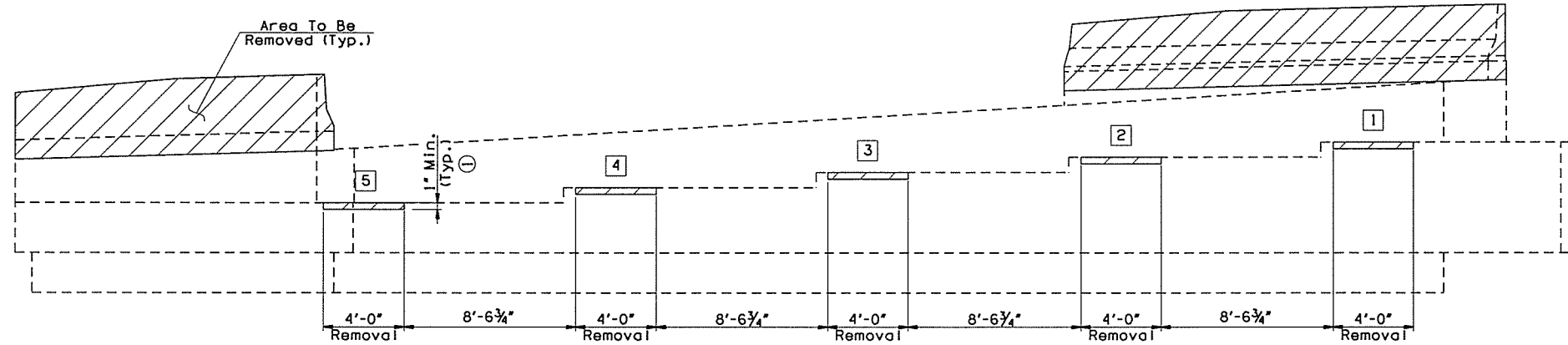
OKLAHOMA DEPARTMENT OF TRANSPORTATION						
FED. ROAD DIST. NO.	STATE	JOB PIECE NO.	FISCAL YEAR	SHEET NO.	TOTAL SHEETS	
6	OKLA.	29775(04)				
DESCRIPTION			REVISIONS	DATE		



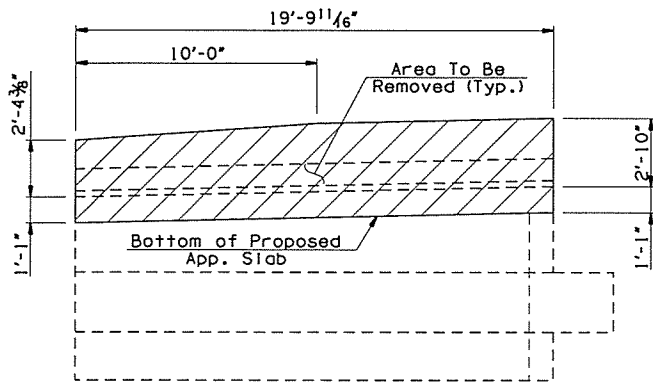
- ① The Contractor shall score around the edges of area to be removed at a depth of 1" maximum below the top of the existing cap prior to removal of concrete. The area of concrete removal shall extend below the top layer of reinforcing steel to the depths shown. Roughen the bottom surface to 1/4" amplitude. See General Note "INTENTIONALLY ROUGHENED SURFACE EXAMPLES" for additional details.
- ② Based on As-Surveyed Information.
- ③ Measured between front face of backwall & tangent line at Working Point.



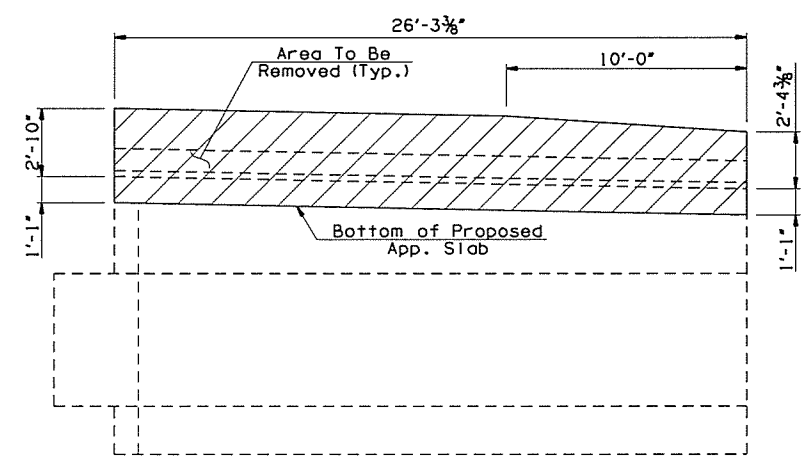
TOP OF CAP STEP ELEVATIONS ②	
BEAM NO.	ELEVATION
1	725.40
2	724.69
3	723.95
4	723.21
5	722.45



ELEVATION
(Looking Back Station)



SECTION B-B



SECTION C-C

NOTES:

All dimensions of the existing components shown on the plans are approximate. The Contractor shall verify all data necessary to remove portions of the existing abutments and shall be solely responsible for the accuracy thereof. See "VERIFICATION OF EXISTING CONDITIONS" requirements on Sheet No. 3.

All incidental construction required for the partial removal of the existing pedestals, abutment cap and wingwalls including concrete removal, saw cutting, pedestal reinforcement removal, labor and equipment shall be included in the price bid per Lump Sum of "REMOVAL OF BRIDGE ITEMS".

See Sheet Nos. 17 - 18 for construction details of Abutment No. 2.

LEGEND

- Existing Structure Demolition
- Existing Structure

I-44 OVER I-244 NB BRIDGE 'A'	TULSA COUNTY	DESIGN	JTR	5/16
		DETAIL	JTR	5/16
		CHECK	BRT	5/16
ABUTMENT NO. 1 DETAILS (SHEET 1 OF 2)				GARVER

STATE OF OKLAHOMA	DEPARTMENT OF TRANSPORTATION
JOB PIECE NO. 29775(04)	SHEET NO. 15