


M4-8E **DETOUR**
(3.13 SF)

IM3-2E **EAST**
(4.5 SF)

IM1-1E(3) **INTERSTATE 244**
(11.25 SF)


IM6-2E(R) 
(4.38 SF)

ASSEMBLY NO. 1
TOTAL SF = 23.26

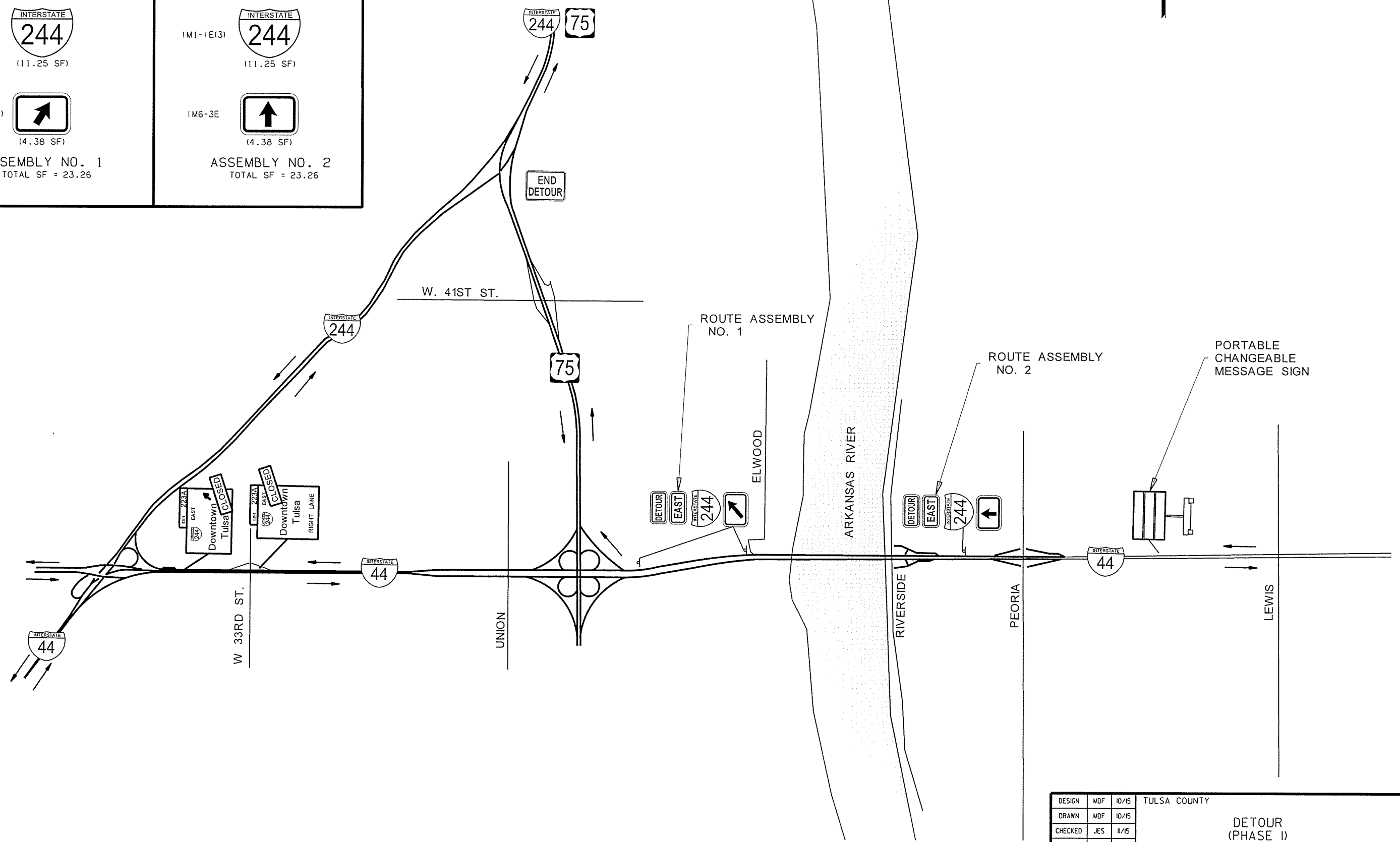
M4-8E **DETOUR**
(3.13 SF)

IM3-2E **EAST**
(4.5 SF)

IM1-1E(3) **INTERSTATE 244**
(11.25 SF)

IM6-3E 
(4.38 SF)

ASSEMBLY NO. 2
TOTAL SF = 23.26



DESIGN	MOF	10/15	TULSA COUNTY
DRAWN	MOF	10/15	
CHECKED	JES	11/15	
APPROVED			
SQUAD	GARVER	STATE JOB NO. 28872(04)	SHEET NO. 48