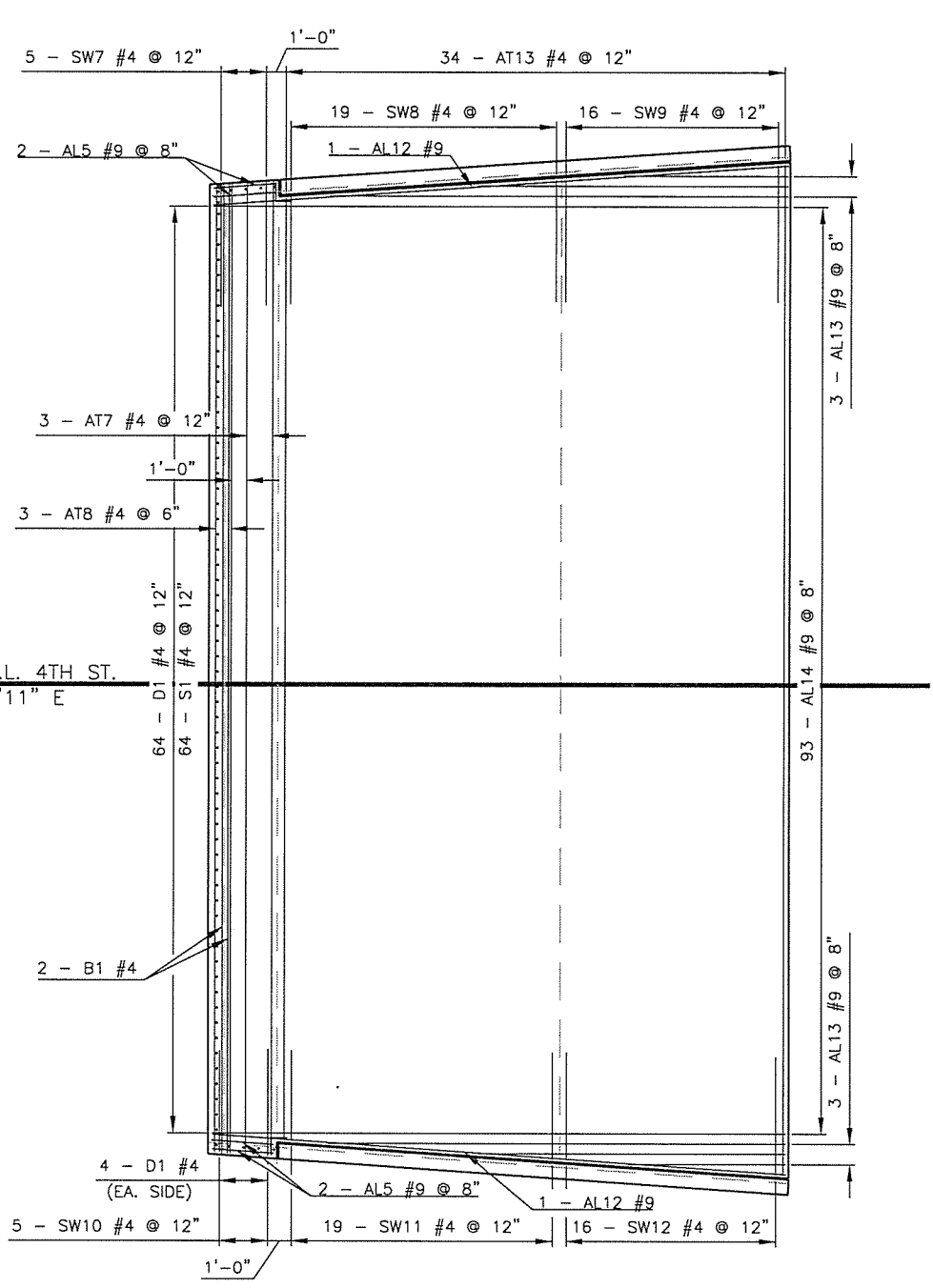
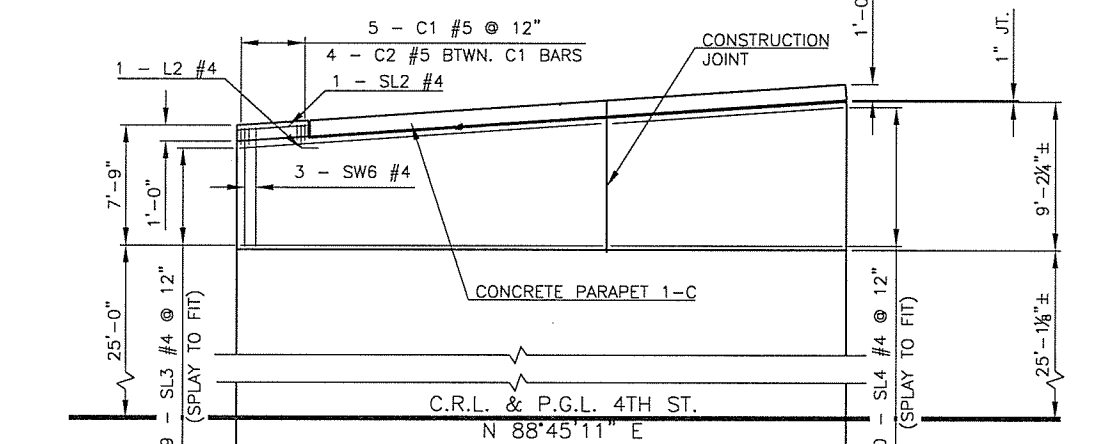


TOP MAT REINFORCING

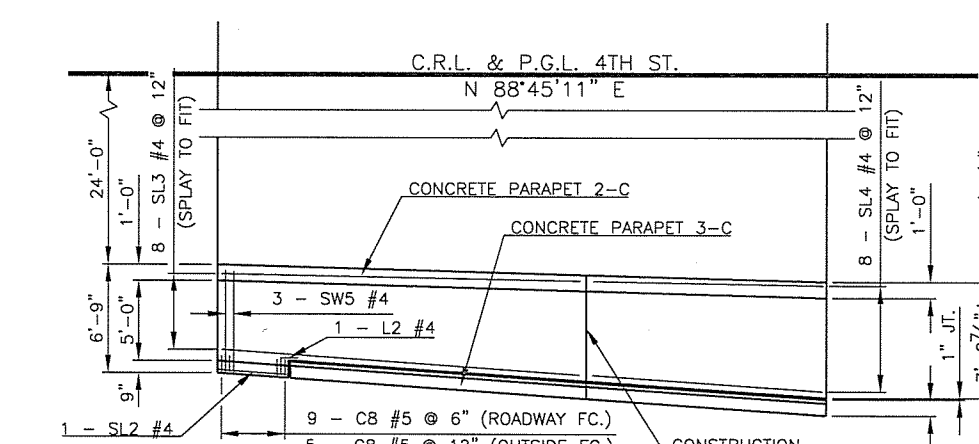


BOT. MAT REINFORCING

APPROACH SLAB NO. 2 PLAN



NORTH SIDEWALK



SOUTH SIDEWALK

APPROACH SLAB NO. 2 SIDEWALK PLAN

① **APPROACH SLAB NO. 2 BAR LIST**

EPOXY COATED REINFORCING

MARK	SIZE	NO.	FORM	LENGTH	LENGTH VARIATION
AL1	#4	2	STR.	4'-3"	
AL5	#9	4	STR.	4'-3"	
AL9	#4	65	STR.	22'-9"	
AL10	#4	4	STR.	14'-6"	
AL11	#4	67	STR.	14'-9"	
AL12	#9	2	STR.	37'-11"	
AL13	#9	6	STR.	19'-4" AVG.	9'-8" TO 29'-0"
AL14	#9	93	STR.	37'-10"	
AT2	#4	5	STR.	17'-6" AVG.	17'-5" TO 17'-7"
AT3	#4	40	STR.	23'-8"	
AT5	#4	5	STR.	21'-6" AVG.	21'-5" TO 21'-7"
AT7	#4	3	STR.	65'-6" AVG.	65'-5" TO 65'-7"
AT8	#4	3	STR.	65'-2"	
AT9	#4	19	STR.	17'-3" AVG.	16'-8" TO 17'-10"
AT10	#4	16	STR.	18'-5" AVG.	17'-11" TO 18'-11"
AT11	#4	19	STR.	21'-3" AVG.	20'-8" TO 21'-10"
AT12	#4	16	STR.	22'-5" AVG.	21'-11" TO 22'-11"
AT13	#4	34	STR.	65'-11" AVG.	63'-8" TO 68'-2"
B1	#4	2	STR.	65'-2"	
D1	#4	72	BNT.	3'-6"	
L2	#4	4	BNT.	2'-2"	
S1	#4	64	BNT.	3'-4"	
SW7	#4	5	BNT.	11'-0" AVG.	10'-11" TO 11'-1"
SW8	#4	19	BNT.	10'-9" AVG.	10'-2" TO 11'-4"
SW9	#4	16	BNT.	11'-10" AVG.	11'-4" TO 12'-4"
SW10	#4	5	BNT.	10'-0" AVG.	9'-11" TO 10'-1"
SW11	#4	19	BNT.	9'-4" AVG.	9'-0" TO 9'-8"
SW12	#4	16	BNT.	10'-1" AVG.	9'-9" TO 10'-5"

④ **APPROACH SLAB NO. 2 SIDEWALK BAR LIST**

EPOXY COATED REINFORCING

MARK	SIZE	NO.	FORM	LENGTH	LENGTH VARIATION
C1	#5	5	BNT.	9'-3"	
C2	#5	4	BNT.	5'-11"	
C8	#5	14	BNT.	4'-9"	
C9	#5	9	BNT.	9'-0" AVG.	8'-9" TO 9'-3"
C11	#5	11	BNT.	7'-6" AVG.	7'-1" TO 7'-11"
C13	#5	9	BNT.	6'-0" AVG.	5'-9" TO 6'-3"
C14	#5	31	BNT.	4'-7" AVG.	3'-5" TO 5'-9"
L1	#4	8	BNT.	1'-4"	
L2	#4	2	BNT.	2'-2"	
SL2	#4	2	STR.	4'-3"	
SL3	#4	17	STR.	22'-9"	
SL4	#4	18	STR.	14'-9"	
SW5	#4	3	STR.	6'-4"	
SW6	#4	3	STR.	7'-4"	

- ① REINFORCEMENT INCLUDED IN THE CONTRACT UNIT PRICE OF "APPROACH SLAB".
- ② TWO SETS OF 3
- ③ LENGTHS INCLUDE ONE LAP AT 2'-0"
- ④ REINFORCEMENT INCLUDED IN THE CONTRACT UNIT PRICE OF "EPOXY COATED REINFORCING STEEL".

NOTE:
FOR ADDITIONAL DETAIL OF SW5 AND SW6 BARS CAST INTO SIDEWALK, SEE EXPANSION JOINT DETAIL SHEET 24.

NOTE:
FOR APPROACH SLAB SECTIONS AND DETAIL A, SEE SHEETS 27 AND 28.

NOTE:
FOR BAR BENDS, SEE SHEET 29.

NOTE:
FOR ADDITIONAL DETAILS OF CONCRETE PARAPET, INCLUDING PARAPET 2-C BARS CAST INTO SIDEWALK, SEE SHEETS 29-31.