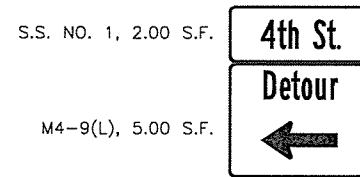
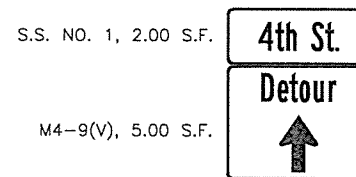


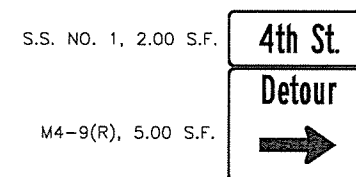
DESCRIPTION	REVISIONS	DATE



ROUTE ASSEMBLY NO. 1

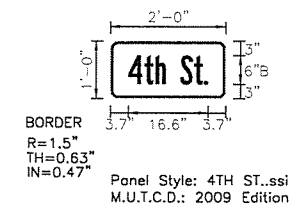


ROUTE ASSEMBLY NO. 2



ROUTE ASSEMBLY NO. 3

SIGN DETAIL
NOT TO SCALE



SIGN NUMBER	Special Sign
WIDTH x HGHT.	2'-0" x 1'-0"
BORDER WIDTH	0.63"
CORNER RADIUS	0"
MOUNTING	Ground
BACKGROUND	TYPE: Reflective COLOR: Orange
LEGEND/BORDER	TYPE: Reflective COLOR: Black/Black

LETTER POSITION, X)	LENGTH	SERIES/SIZE
4 t h . S t .		B 2000
3.7 7.1 9.4 11.5 14.5 17.4 19.5	16.6	6/4.5

DESIGN	E.R.A.	4TH OVER I-444	TULSA COUNTY
DRAWN	R.E.E.	DETOUR ROUTE ASSEMBLIES	
CHECKED	E.R.A.		
APPROV.	T.A.C.		
SQUAD	CEC		
		JOB PIECE NO. 28868(04)	SHEET NO. 8