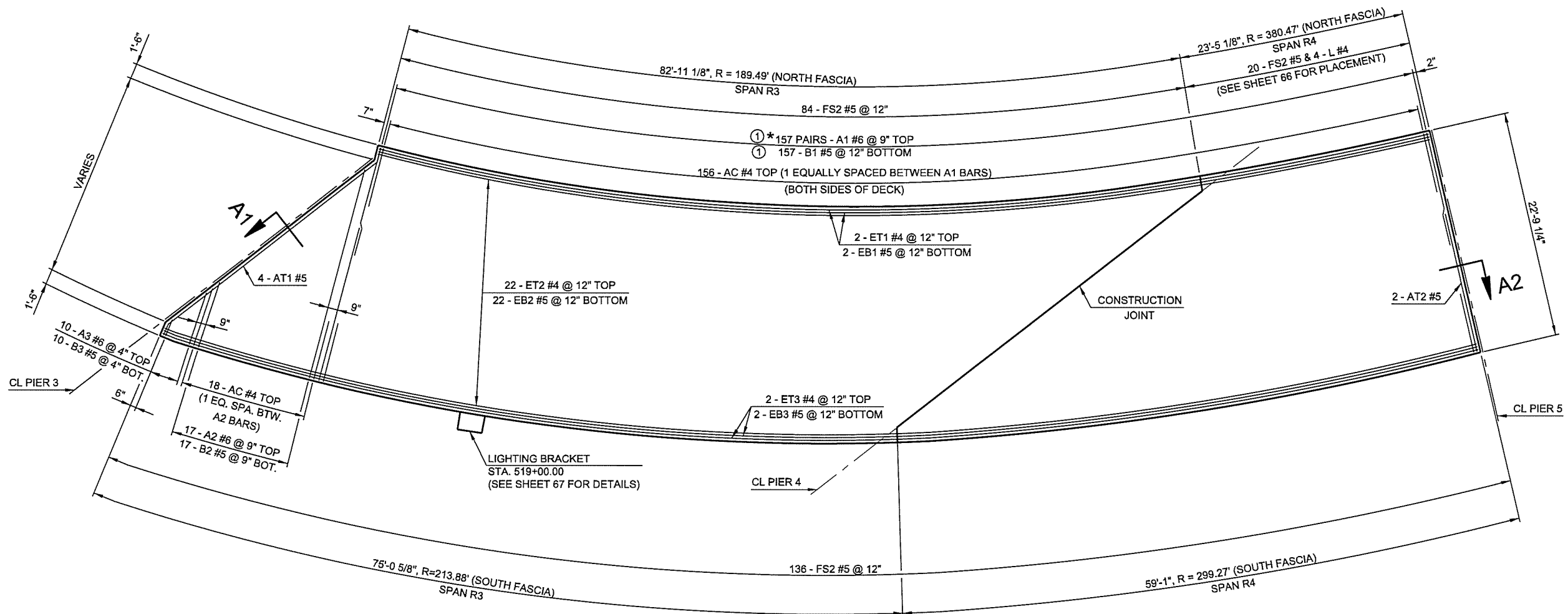


DESCRIPTION	REVISIONS	DATE

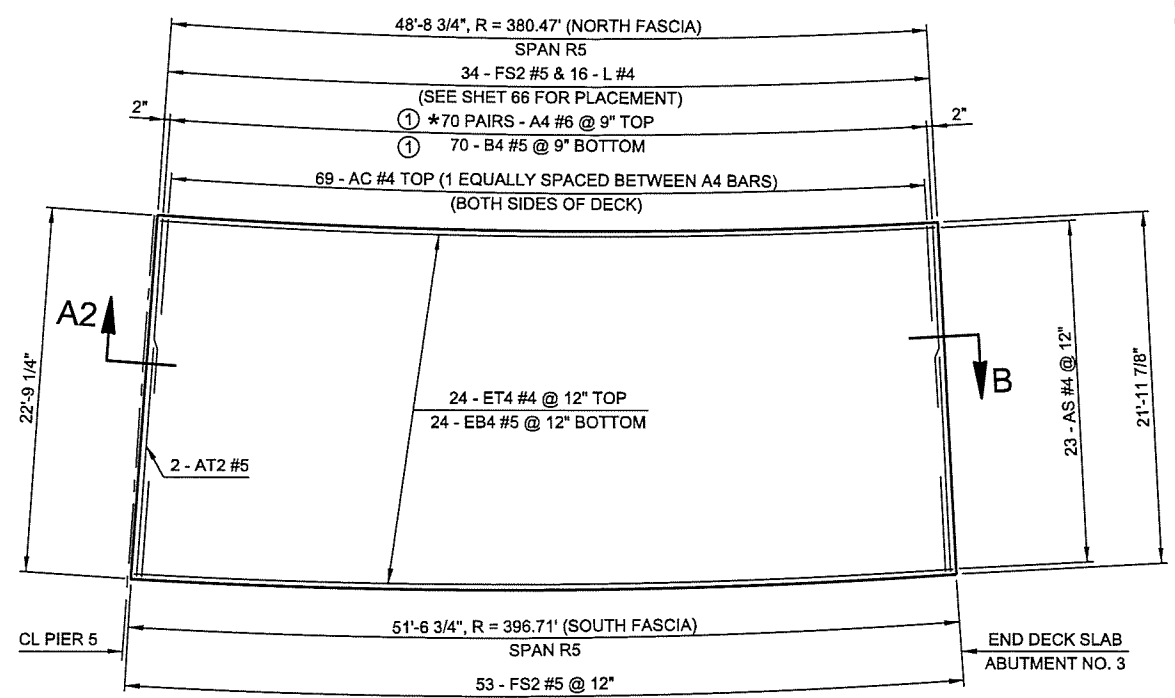


SLAB REINFORCING PLAN - SPANS R3 & R4

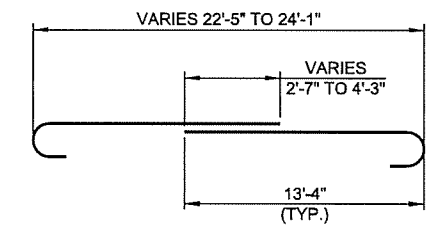
* SEE LAP SPLICE DETAIL THIS SHEET

① SPACING OF A AND B BARS IS MEASURED ALONG SOUTH SIDE OF DECK SLAB.

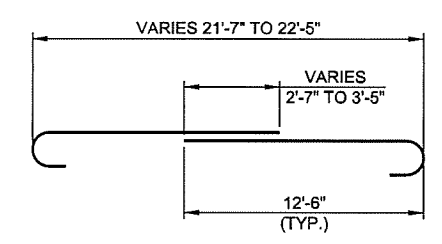
NOTE:
FOR SECTIONS A1, A2 AND B SEE SHEET 65.



SLAB REINFORCING PLAN - SPAN R5



A1 BAR LAP SPLICE DETAIL



A4 BAR LAP SPLICE DETAIL

DESIGN	JSH	2-16	OKLAHOMA DEPARTMENT OF TRANSPORTATION DECK SLAB REINFORCING DETAILS SHEET 1 OF 2 STATE JOB NO. 28865(04) SHEET NO. 64 TULSA CO. 2ND STREET
DRAWN	MRM	2-16	
CHECKED	LWN	3-16	
APPROVED			
SQUAD	TT		

N:\11399\200-11399-13001-05\CAD\SheetFiles\JP 28865 (04) -64-BR.B-Deck_Reinf.dgn
6/7/2016