

LEGEND					
—	MAINLINE	▨	PHASE 1A	▨	PHASE 4
- - -	EXISTING GROUND	▨	PHASE 2	▨	PHASE 6-1
		▨	PHASE 3	▨	PHASE 6-2
		▨	PHASE 7	▨	PHASE 8
		▨	PHASE 9	▨	PHASE 10

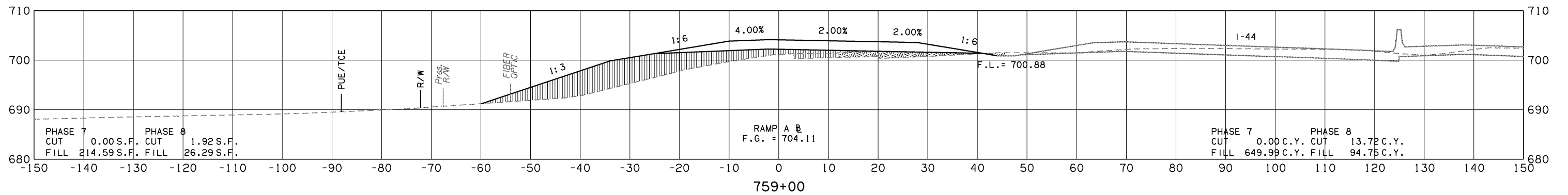
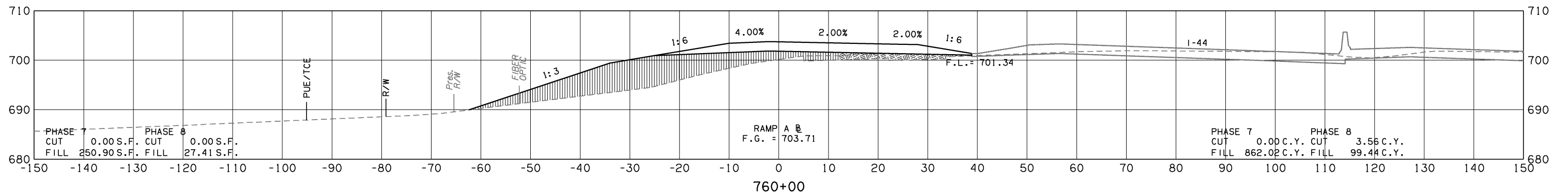
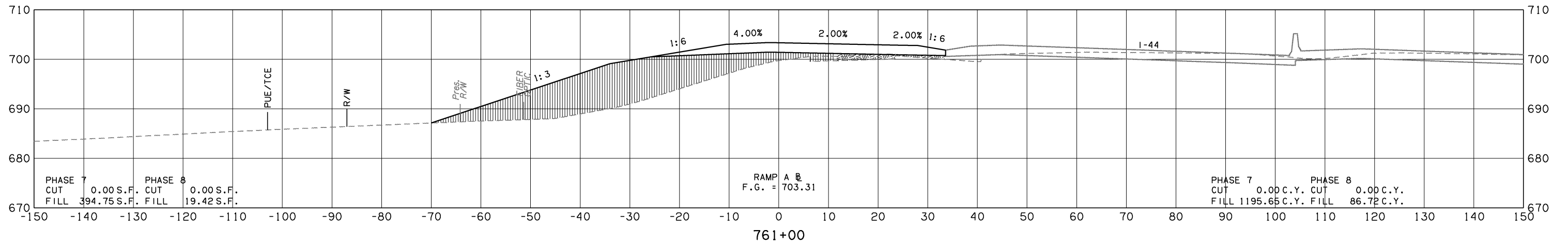
PHASE 7
CUT 0.00 S.F.
FILL 391.84 S.F.

PHASE 8
CUT 0.27 S.F.
FILL 2.19 S.F.

761+04

PHASE 7
CUT 0.00 C.Y.
FILL 58.27 C.Y.

PHASE 8
CUT 0.02 C.Y.
FILL 1.60 C.Y.



RAMP A

STATE JOB NO. 21899(04) SHEET NO. X40