




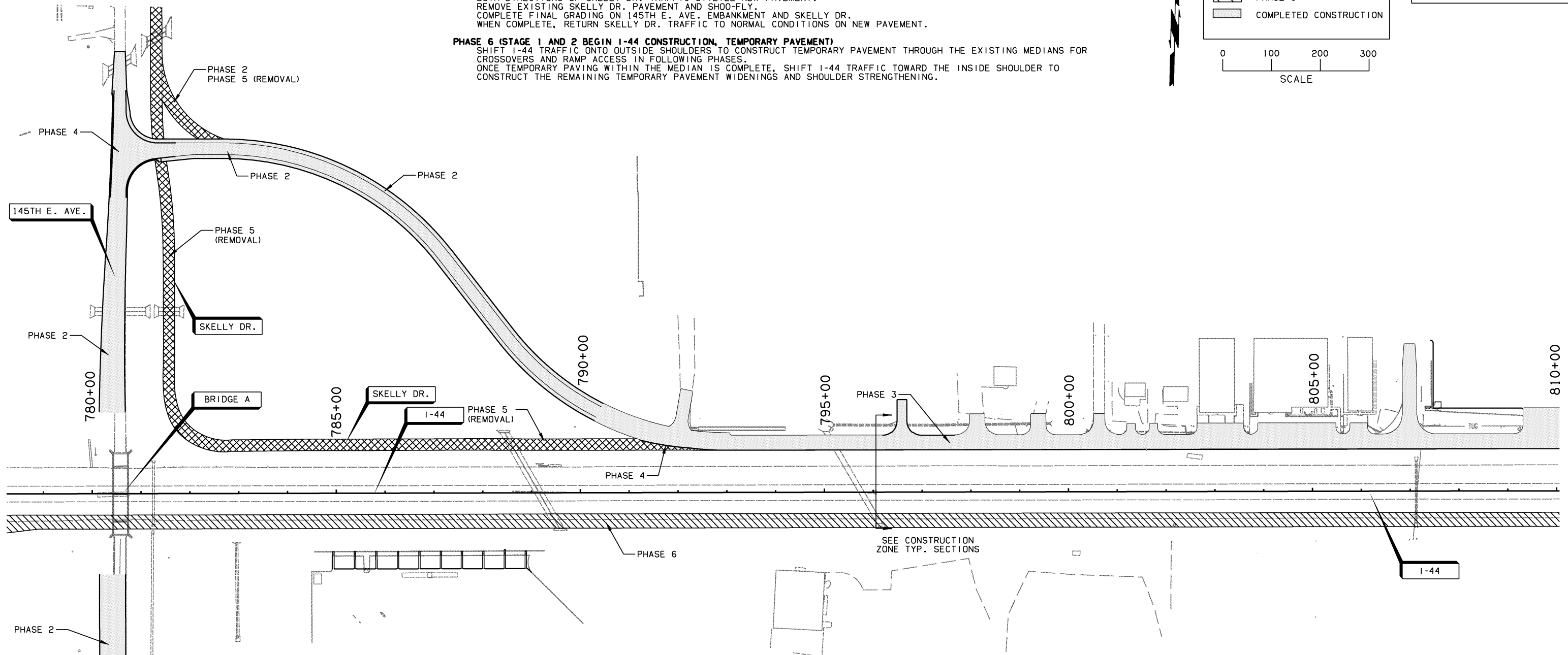
**LEGEND**

 PHASE 5  
 PHASE 6  
 COMPLETED CONSTRUCTION

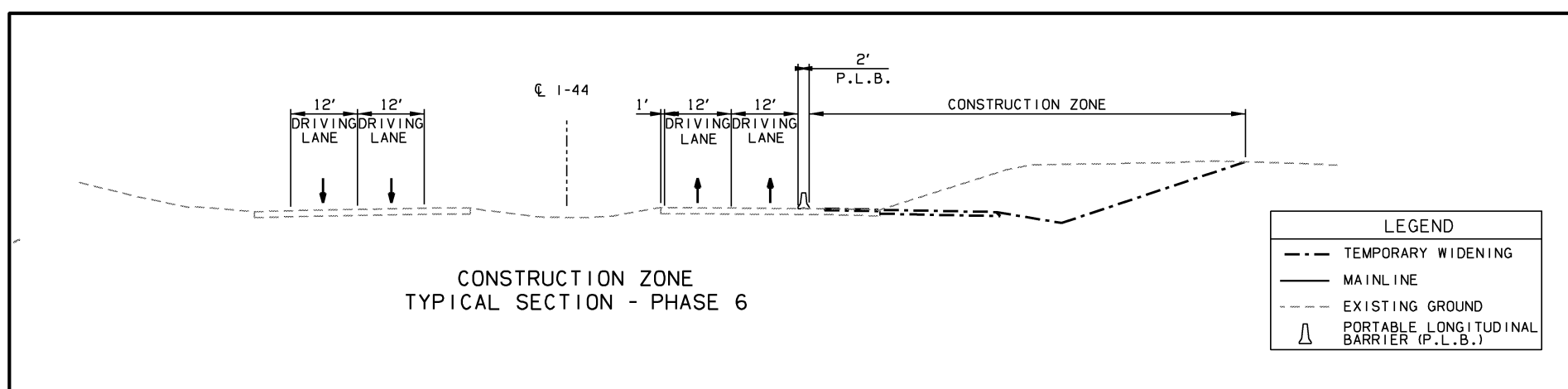


**PHASE 5 (REMOVAL OF EXISTING AND TEMPORARY PAVEMENT ON SKELLY DR.)**  
 BOTH DIRECTIONS OF SKELLY DR. TRAFFIC UTILIZE NEW PAVEMENT.  
 REMOVE EXISTING SKELLY DR. PAVEMENT AND SHOULDER.  
 COMPLETE FINAL GRADING ON 145TH E. AVE. EMBANKMENT AND SKELLY DR.  
 WHEN COMPLETE, RETURN SKELLY DR. TRAFFIC TO NORMAL CONDITIONS ON NEW PAVEMENT.





**PHASE 6 (STAGE 1 AND 2 BEGIN I-44 CONSTRUCTION, TEMPORARY PAVEMENT)**  
 SHIFT I-44 TRAFFIC ONTO OUTSIDE SHOULDERS TO CONSTRUCT TEMPORARY PAVEMENT THROUGH THE EXISTING MEDIANS FOR CROSSOVERS AND RAMP ACCESS IN FOLLOWING PHASES.  
 ONCE TEMPORARY PAVING WITHIN THE MEDIAN IS COMPLETE, SHIFT I-44 TRAFFIC TOWARD THE INSIDE SHOULDER TO CONSTRUCT THE REMAINING TEMPORARY PAVEMENT WIDENINGS AND SHOULDER STRENGTHENING.



SEE CONSTRUCTION ZONE TYP. SECTIONS



**LEGEND**

 TEMPORARY WIDENING  
 MAINLINE  
 EXISTING GROUND  
 PORTABLE LONGITUDINAL BARRIER (P.L.B.)

DESIGN	AKS	6/14	TULSA & ROGERS COUNTIES
DRAWN	TML	6/14	<b>SUGGESTED CONSTRUCTION SEQUENCE OVERVIEW (SHEET 5 OF 14)</b>
CHECKED	KMM	6/16	
APPROVED			
SQUAD	<b>GARVER</b>	STATE JOB NO. 21899(04)	SHEET NO. 250