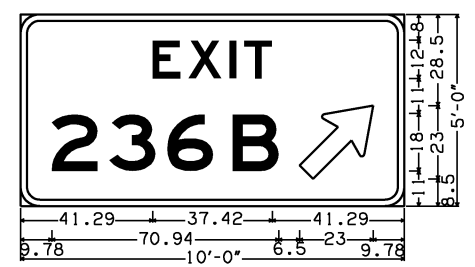


SIGN NUMBER	SPECIAL SIGN NO. 1
WIDTH x HEIGHT	11'-0" x 3'-0" (EXIT) 15'-6" x 6'-0" (PRIMARY)
BORDER WIDTH	2"
CORNER RADIUS	8" (EXIT), 12" (PRIMARY)
MOUNTING	OVERHEAD
BACKGROUND	TYPE: REFLECTIVE COLOR: GREEN
LEGEND/BORDER	TYPE: REFLECTIVE COLOR: WHITE/WHITE

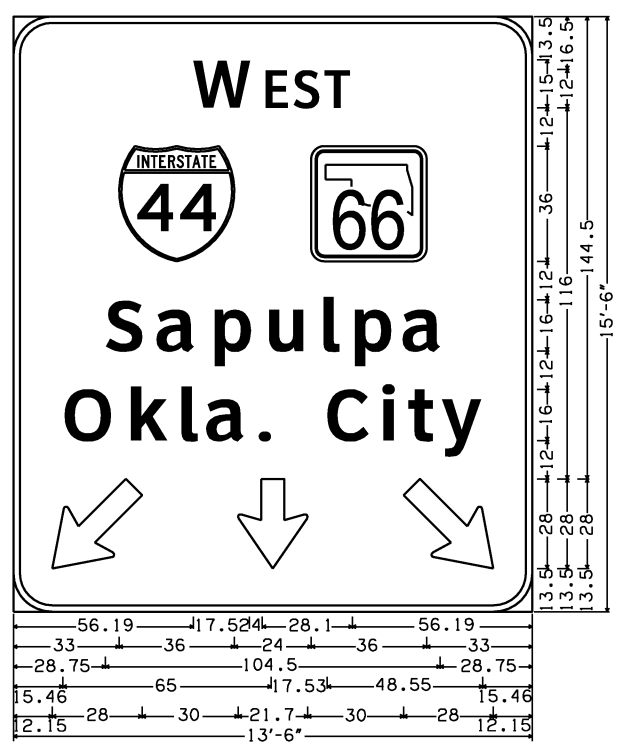


SIGN NUMBER	SPECIAL SIGN NO. 2
WIDTH x HEIGHT	10' x 5'
BORDER WIDTH	2"
CORNER RADIUS	6"
MOUNTING	GROUND
BACKGROUND	TYPE: REFLECTIVE COLOR: GREEN
LEGEND/BORDER	TYPE: REFLECTIVE COLOR: WHITE/WHITE

LETTER POSITIONS (X)				LENGTH	SERIES/SIZE
E	X	I	T		E
41.29	52.58	65.36	69.90	37.42	12
2	3	6	B		E
9.78	27.84	45.89	66.37	70.94	18

SYMBOL	ROT	X	Y	WID	HT
ARROW	45	87.22	8.50	23	23

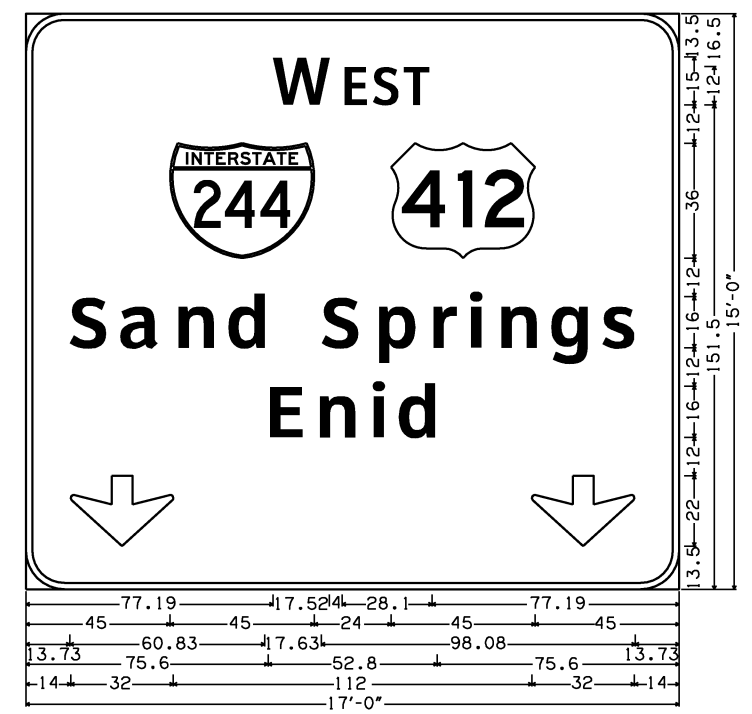
LETTER POSITIONS (X)										LENGTH	SERIES/SIZE
E	X	I	T		2	3	6				E
18.00	28.68	41.52	45.72	54.72	64.68	81.78	99.42			96.00	12, 18
1	2	9	+	h		E	.		A	v	e
15.86	28.24	44.15	59.90	69.46	77.87	89.87	104.51	108.58	125.03	142.57	158.30
154.28											16, 12
1/2		M	I	L	E						CLEARVIEW 4W
63.57	79.46	94.46	105.20	108.47	115.60					58.86	15, 10



SIGN NUMBER	SPECIAL SIGN NO. 3
WIDTH x HEIGHT	13'-6" x 15'-6"
BORDER WIDTH	2"
CORNER RADIUS	12"
MOUNTING	OVERHEAD
BACKGROUND	TYPE: REFLECTIVE COLOR: GREEN
LEGEND/BORDER	TYPE: REFLECTIVE COLOR: WHITE/WHITE

LETTER POSITIONS (X)										LENGTH	SERIES/SIZE
W	E	S	T								CLEARVIEW 4W
56.19	77.71	87.34	97.14							49.62	15, 12
S	a	p	u	i	p	a					CLEARVIEW 5W
28.75	44.48	61.38	78.38	95.37	105.23	121.32				104.50	16
O	k	i	a	.		C	i	t	y		CLEARVIEW 5W
15.46	35.89	51.35	60.30	76.39	80.46	97.99	115.53	123.31	134.06	131.08	16

SYMBOL	ROT	X	Y	WID	HT
M1-1	-	33.00	109.50	36	36
M1-5	-	93.00	109.50	36	36
ARROW	225	12.15	13.50	28	28
ARROW	270	70.15	13.50	21.70	28
ARROW	315	121.85	13.50	28	28



SIGN NUMBER	SPECIAL SIGN NO. 4
WIDTH x HEIGHT	17'-0" x 15'-0"
BORDER WIDTH	2"
CORNER RADIUS	12"
MOUNTING	OVERHEAD
BACKGROUND	TYPE: REFLECTIVE COLOR: GREEN
LEGEND/BORDER	TYPE: REFLECTIVE COLOR: WHITE/WHITE

SYMBOL	ROT	X	Y	WID	HT
M1-1	-	45.00	103.50	45	36
M1-4	-	114.00	103.50	45	36
ARROW	270	14.00	13.50	32	22
ARROW	270	158.00	13.50	32	22

LETTER POSITIONS (X)										LENGTH	SERIES/SIZE
W	E	S	T								CLEARVIEW 4W
77.19	98.71	108.34	118.14							49.62	15, 12
S	a	n	d		S	p	r	i	n	g	s
13.73	29.46	46.45	62.90	74.56	92.19	108.82	125.82	137.57	147.06	163.51	179.97
176.54											CLEARVIEW 5W
E	n	i	d								CLEARVIEW 5W
75.60	91.15	107.97	116.73							52.80	16

DESIGN	KSK	12/14	TULSA & ROGERS COUNTIES
DRAWN	APS	12/14	
CHECKED	NDT	12/14	
APPROVED			
SQUAD	GARVER		

SPECIAL SIGN DETAILS
(SHEET 1 OF 5)

STATE JOB NO. 21899(04) SHEET NO. 203