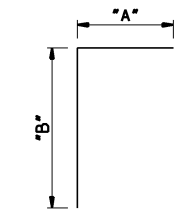


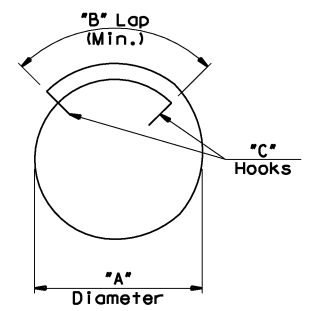
| BAR LIST - JUNCTION BOX NO. 130 | | | | | | | | |
|---------------------------------|------|-----|------|-------|-------|-----|-------|--------|
| REINFORCING STEEL | | | | | | | | |
| MARK | SIZE | NO. | FORM | "A" | "B" | "C" | "D" | LENGTH |
| A1 | #5 | 28 | STR. | | | | | 8'-8" |
| A2 | #5 | 28 | STR. | | | | | 8'-8" |
| B1 | #5 | 224 | BENT | 2'-6" | 2'-0" | | | 4'-6" |
| C1 | #5 | 100 | STR. | | | | | 10'-7" |
| C2 | #5 | 44 | BENT | 7'-6" | 2'-6" | | | 12'-6" |
| C3 | #5 | 44 | STR. | | | | | 7'-6" |
| C4 | #5 | 24 | BENT | 8'-6" | 2'-6" | | | 13'-6" |
| C5 | #5 | 24 | STR. | | | | | 8'-8" |
| D1 | #5 | 4 | STR. | | | | | 8'-8" |
| J2 | #5 | 13 | STR. | | | | | 8'-8" |
| J3 | #5 | 5 | STR. | | | | | 5'-2" |
| J4 | #5 | 13 | STR. | | | | | 8'-8" |
| J5 | #5 | 8 | STR. | | | | | 4'-6" |
| J6 | #5 | 5 | STR. | | | | | 5'-2" |
| K2 | #6 | 13 | STR. | | | | | 8'-8" |
| K3 | #6 | 5 | STR. | | | | | 5'-2" |
| K4 | #6 | 13 | STR. | | | | | 8'-8" |
| K5 | #6 | 8 | STR. | | | | | 4'-6" |
| K6 | #6 | 5 | STR. | | | | | 5'-2" |
| R1 | #4 | 13 | BENT | 1'-0" | 1'-9" | | | 2'-9" |
| S1 | #5 | 14 | BENT | 1'-6" | 1'-7" | 8" | 1'-1" | 6'-4" |
| T1 | #4 | 2 | BENT | 3'-9" | 1'-0" | 6" | | 13'-9" |

| BAR LIST - JUNCTION BOX NO. 421 | | | | | | | | |
|---------------------------------|------|-----|------|--------|-------|-----|-----|--------|
| REINFORCING STEEL | | | | | | | | |
| MARK | SIZE | NO. | FORM | "A" | "B" | "C" | "D" | LENGTH |
| A1 | #5 | 34 | STR. | | | | | 10'-8" |
| A2 | #5 | 34 | STR. | | | | | 10'-8" |
| B1 | #5 | 272 | BENT | 2'-6" | 2'-0" | | | 4'-6" |
| C1 | #5 | 124 | STR. | | | | | 6'-11" |
| C2 | #5 | 30 | BENT | 9'-6" | 2'-6" | | | 14'-6" |
| C3 | #5 | 30 | STR. | | | | | 9'-6" |
| C4 | #5 | 16 | BENT | 10'-6" | 2'-6" | | | 15'-6" |
| C5 | #5 | 16 | STR. | | | | | 10'-8" |
| J1 | #5 | 12 | STR. | | | | | 3'-11" |
| J2 | #5 | 16 | STR. | | | | | 10'-8" |
| J3 | #5 | 12 | STR. | | | | | 3'-11" |
| J4 | #5 | 16 | STR. | | | | | 10'-8" |
| J5 | #5 | 8 | STR. | | | | | 4'-6" |
| K1 | #6 | 12 | STR. | | | | | 3'-11" |
| K2 | #6 | 16 | STR. | | | | | 10'-8" |
| K3 | #6 | 12 | STR. | | | | | 3'-11" |
| K4 | #6 | 16 | STR. | | | | | 10'-8" |
| K5 | #6 | 8 | STR. | | | | | 4'-6" |

| BAR LIST - JUNCTION BOX NO. 422 | | | | | | | | |
|---------------------------------|------|-----|------|--------|-------|-----|-------|--------|
| REINFORCING STEEL | | | | | | | | |
| MARK | SIZE | NO. | FORM | "A" | "B" | "C" | "D" | LENGTH |
| A1 | #5 | 34 | STR. | | | | | 10'-8" |
| A2 | #5 | 34 | STR. | | | | | 10'-8" |
| B1 | #5 | 272 | BENT | 2'-6" | 2'-0" | | | 4'-6" |
| C1 | #5 | 124 | STR. | | | | | 6'-11" |
| C2 | #5 | 24 | BENT | 9'-6" | 2'-6" | | | 14'-6" |
| C3 | #5 | 24 | STR. | | | | | 9'-6" |
| C4 | #5 | 14 | BENT | 10'-6" | 2'-6" | | | 15'-6" |
| C5 | #5 | 14 | STR. | | | | | 10'-8" |
| D1 | #5 | 4 | STR. | | | | | 10'-8" |
| J2 | #5 | 16 | STR. | | | | | 10'-8" |
| J3 | #5 | 10 | STR. | | | | | 3'-11" |
| J4 | #5 | 17 | STR. | | | | | 10'-8" |
| J5 | #5 | 8 | STR. | | | | | 4'-6" |
| J6 | #5 | 6 | STR. | | | | | 7'-2" |
| K2 | #6 | 16 | STR. | | | | | 10'-8" |
| K3 | #6 | 10 | STR. | | | | | 3'-11" |
| K4 | #6 | 17 | STR. | | | | | 10'-8" |
| K5 | #6 | 8 | STR. | | | | | 4'-6" |
| K6 | #6 | 6 | STR. | | | | | 7'-2" |
| R1 | #4 | 13 | BENT | 1'-0" | 1'-9" | | | 2'-9" |
| S1 | #5 | 18 | BENT | 1'-6" | 1'-7" | 8" | 1'-1" | 6'-4" |
| T1 | #4 | 2 | BENT | 3'-9" | 1'-0" | 6" | | 13'-9" |



B1, R1

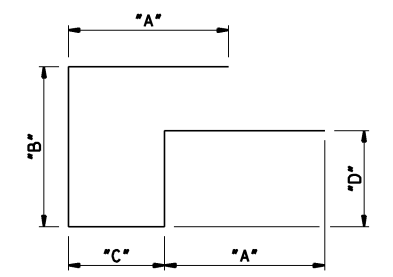


T1


| BAR LIST - JUNCTION BOX NO. 424 | | | | | | | | |
|---------------------------------|------|-----|------|--------|-------|-----|-------|--------|
| REINFORCING STEEL | | | | | | | | |
| MARK | SIZE | NO. | FORM | "A" | "B" | "C" | "D" | LENGTH |
| A1 | #5 | 19 | STR. | | | | | 10'-8" |
| A2 | #5 | 34 | STR. | | | | | 5'-8" |
| B1 | #5 | 212 | BENT | 2'-6" | 2'-0" | | | 4'-6" |
| C1 | #5 | 110 | STR. | | | | | 5'-8" |
| C2 | #5 | 24 | BENT | 9'-6" | 2'-6" | | | 14'-6" |
| C3 | #5 | 24 | STR. | | | | | 4'-6" |
| C4 | #5 | 14 | BENT | 10'-6" | 2'-6" | | | 15'-6" |
| C5 | #5 | 14 | STR. | | | | | 5'-8" |
| D1 | #5 | 4 | STR. | | | | | 5'-8" |
| J2 | #5 | 6 | STR. | | | | | 10'-8" |
| J3 | #5 | 10 | STR. | | | | | 1'-5" |
| J4 | #5 | 17 | STR. | | | | | 5'-8" |
| J5 | #5 | 8 | STR. | | | | | 4'-6" |
| J6 | #5 | 6 | STR. | | | | | 7'-2" |
| K2 | #6 | 6 | STR. | | | | | 10'-8" |
| K3 | #6 | 10 | STR. | | | | | 1'-5" |
| K4 | #6 | 17 | STR. | | | | | 5'-8" |
| K5 | #6 | 8 | STR. | | | | | 4'-6" |
| K6 | #6 | 6 | STR. | | | | | 7'-2" |
| R1 | #4 | 13 | BENT | 1'-0" | 1'-4" | | | 2'-4" |
| S1 | #5 | 8 | BENT | 1'-6" | 1'-7" | 8" | 1'-1" | 6'-4" |
| T1 | #4 | 2 | BENT | 3'-9" | 1'-0" | 6" | | 13'-9" |

| BAR LIST - JUNCTION BOX NO. 426 | | | | | | | | |
|---------------------------------|------|-----|------|--------|-------|-----|-------|--------|
| REINFORCING STEEL | | | | | | | | |
| MARK | SIZE | NO. | FORM | "A" | "B" | "C" | "D" | LENGTH |
| A1 | #5 | 19 | STR. | | | | | 10'-8" |
| A2 | #5 | 34 | STR. | | | | | 5'-8" |
| B1 | #5 | 212 | BENT | 2'-6" | 2'-0" | | | 4'-6" |
| C1 | #5 | 94 | STR. | | | | | 5'-8" |
| C2 | #5 | 24 | BENT | 9'-6" | 2'-6" | | | 14'-6" |
| C3 | #5 | 24 | STR. | | | | | 4'-6" |
| C4 | #5 | 14 | BENT | 10'-6" | 2'-6" | | | 15'-6" |
| C5 | #5 | 14 | STR. | | | | | 5'-8" |
| D1 | #5 | 4 | STR. | | | | | 5'-8" |
| J2 | #5 | 6 | STR. | | | | | 10'-8" |
| J3 | #5 | 10 | STR. | | | | | 1'-5" |
| J4 | #5 | 17 | STR. | | | | | 5'-8" |
| J5 | #5 | 8 | STR. | | | | | 4'-6" |
| J6 | #5 | 6 | STR. | | | | | 7'-2" |
| K2 | #6 | 6 | STR. | | | | | 10'-8" |
| K3 | #6 | 10 | STR. | | | | | 1'-5" |
| K4 | #6 | 17 | STR. | | | | | 5'-8" |
| K5 | #6 | 8 | STR. | | | | | 4'-6" |
| K6 | #6 | 6 | STR. | | | | | 7'-2" |
| R1 | #4 | 13 | BENT | 1'-0" | 1'-4" | | | 2'-4" |
| S1 | #5 | 8 | BENT | 1'-6" | 1'-7" | 8" | 1'-1" | 6'-4" |
| T1 | #4 | 2 | BENT | 3'-9" | 1'-0" | 6" | | 13'-9" |

NOTE:
Trim reinforcement, as necessary, around RCB's and RCP's in order to maintain minimum 2" clearance.

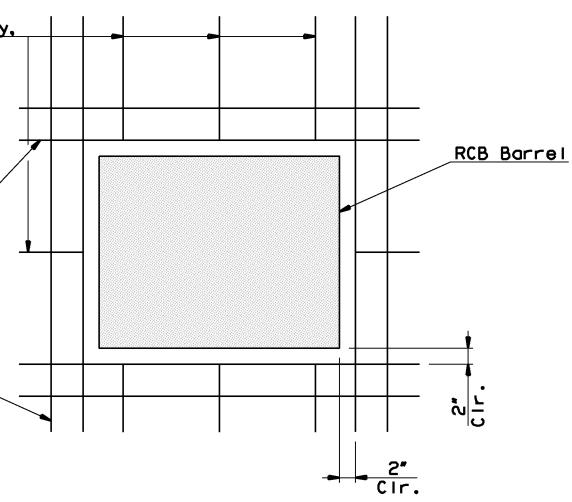


S1



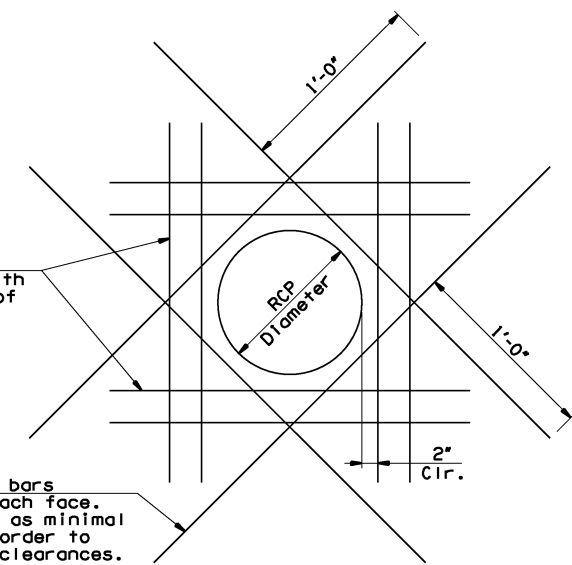
C2, C4

Trim reinforcement, as necessary, around RCB Barrel in order to maintain 2" minimum clearance



REINFORCEMENT AROUND RCB BARREL

On each face, replace horizontal and vertical bars, interrupted by opening, with bars of equal size and number. Minimum of half the interrupted bars to be placed on each side of opening. Space added bars at 4' O.C.



ADDITIONAL REINFORCEMENT AT RCP

On each face, replace horizontal and vertical bars, interrupted by opening, with bars of equal size and number. Minimum of half the interrupted bars to be placed on each side of opening. Space added bars at 4' O.C.

| | | | | |
|--|------------------------------|-----------|-----|-------|
| 145TH OVER I-44 TULSA & ROGERS COUNTIES | | DESIGN | JGS | 12/14 |
| | | DETAIL | SJL | 12/14 |
| | | CHECK | XXX | XXX |
| JUNCTION BOX DETAILS (SHEET 4 OF 4) | | | | |
| GARVER | | | | |
| STATE OF OKLAHOMA | DEPARTMENT OF TRANSPORTATION | | | |
| | JOB PIECE NO. 21899(04) | SHEET NO. | 150 | |