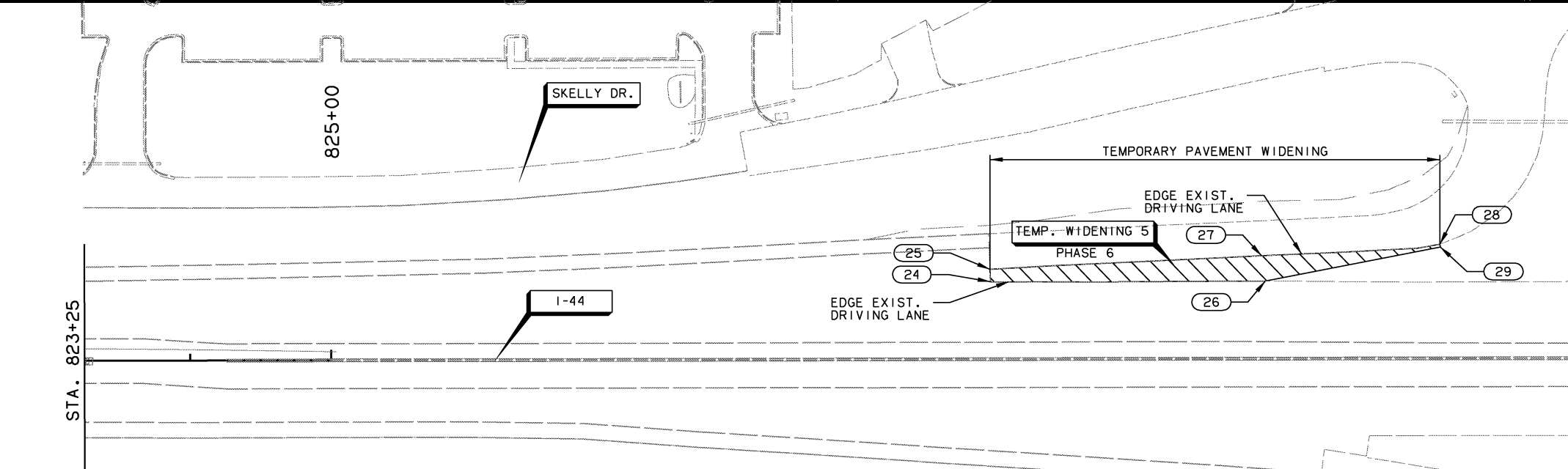
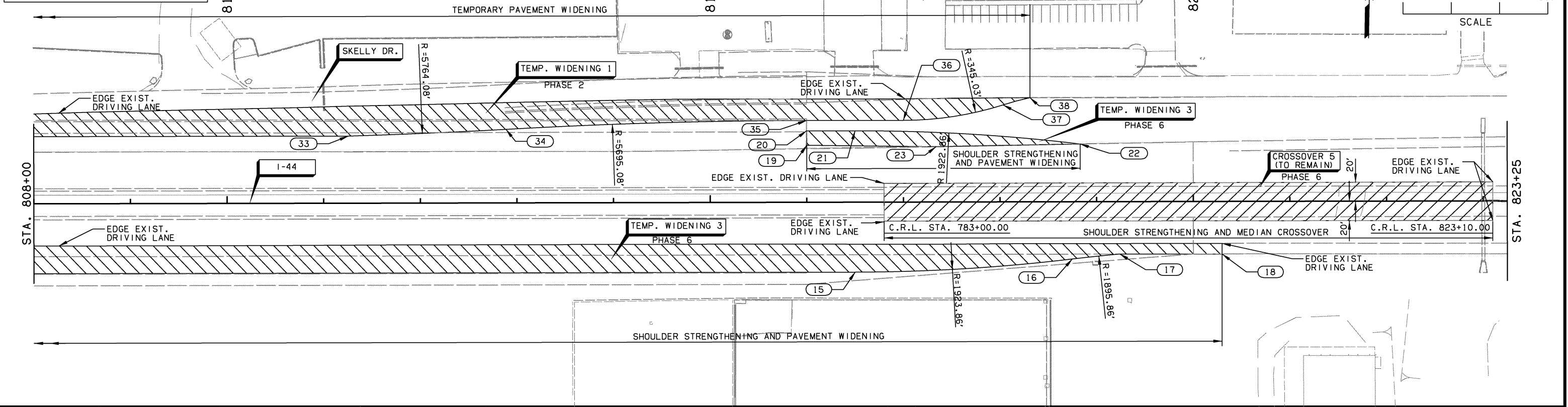
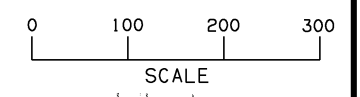


LEGEND	
	SHOULDER STRENGTHENING TEMP. WIDENING, TEMP. PATCH
	MEDIAN CROSSOVER

OKLAHOMA DEPARTMENT OF TRANSPORTATION						
FED. ROAD DIST. NO.	STATE	JOB PIECE NO.	FISCAL YEAR	SHEET NO.	TOTAL SHEETS	
6	OKLA.	21899(04)				
DESCRIPTION			REVISIONS		DATE	



TEMPORARY PAVEMENT WIDENING NO. 4					
POINT	ALIGNMENT	STATION	OFFSET	NORTHING	EASTING
19	A001	816+00.00	-59.06	430,576.84	2,616,857.34
20	A001	816+00.00	-74.06	430,591.83	2,616,857.02
21	A001	816+50.00	-74.06	430,592.90	2,616,907.01
22	A001	817+33.82	-57.37	430,578.00	2,616,991.16
23	A001	818+83.01	-59.89	430,583.71	2,617,140.27

TEMPORARY PAVEMENT WIDENING NO. 5					
POINT	ALIGNMENT	STATION	OFFSET	NORTHING	EASTING
24	A001	829+67.94	-54.96	430,601.97	2,618,225.06
25	A001	829+67.62	-63.87	430,610.87	2,618,224.55
26	A001	831+63.09	-55.06	430,606.24	2,618,420.16
27	A001	832+70.98	-78.28	430,631.75	2,618,527.53
28	A001	832+86.99	-81.00	430,634.82	2,618,543.48
29	A001	832+87.37	-79.04	430,632.86	2,618,543.90

TEMPORARY PAVEMENT WIDENING NO. 1					
POINT	ALIGNMENT	STATION	OFFSET	NORTHING	EASTING
30	SKELLY DR.	21+82.87	97.78	430,548.95	2,614,234.23
31	SKELLY DR.	21+94.24	94.80	430,545.65	2,614,247.46
32	SKELLY DR.	22+77.35	68.75	430,533.71	2,614,345.12
33	SKELLY DR.	42+95.60	34.50	430,577.27	2,616,382.91
34	SKELLY DR.	44+57.83	34.50	430,587.36	2,616,545.81
35	SKELLY DR.	47+71.11	34.50	430,602.52	2,616,856.79
36	SKELLY DR.	48+71.11	34.50	430,604.66	2,616,956.77
37	SKELLY DR.	49+74.52	18.64	430,622.72	2,617,059.81
38	SKELLY DR.	50+02.27	11.24	430,630.72	2,617,087.41

TEMPORARY PAVEMENT WIDENING NO. 3					
POINT	ALIGNMENT	STATION	OFFSET	NORTHING	EASTING
10	A003	566+00.00	34.23	430,241.97	2,611,810.46
11	A003	568+74.10	34.95	430,310.29	2,612,070.54
12	A001	770+88.49	84.50	430,336.91	2,612,349.93
13	A001	777+88.61	84.50	430,351.87	2,613,049.89
14	A001	778+88.61	72.50	430,366.00	2,613,149.61
15	A001	816+50.00	72.50	430,446.37	2,616,910.14
16	A001	818+74.64	59.34	430,464.33	2,617,134.45
17	A001	819+23.84	54.20	430,470.52	2,617,183.53
18	A001	820+29.66	54.45	430,472.53	2,617,289.33

DESIGN	AKS	8/14	TULSA & ROGERS COUNTIES
DRAWN	TML	8/14	
CHECKED	KMM	6/16	
APPROVED			
SQUAD	GARVER		
			STATE JOB NO. 21899(04)
			SHEET NO. 95

**TEMPORARY PAVEMENT LAYOUT
(SHEET 3 OF 3)**