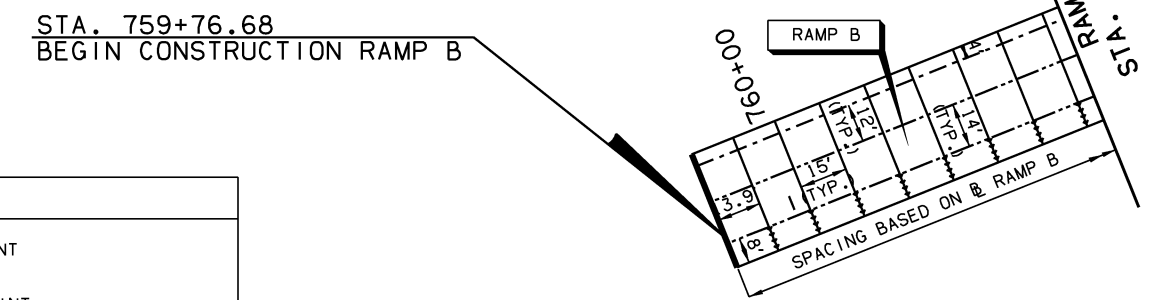
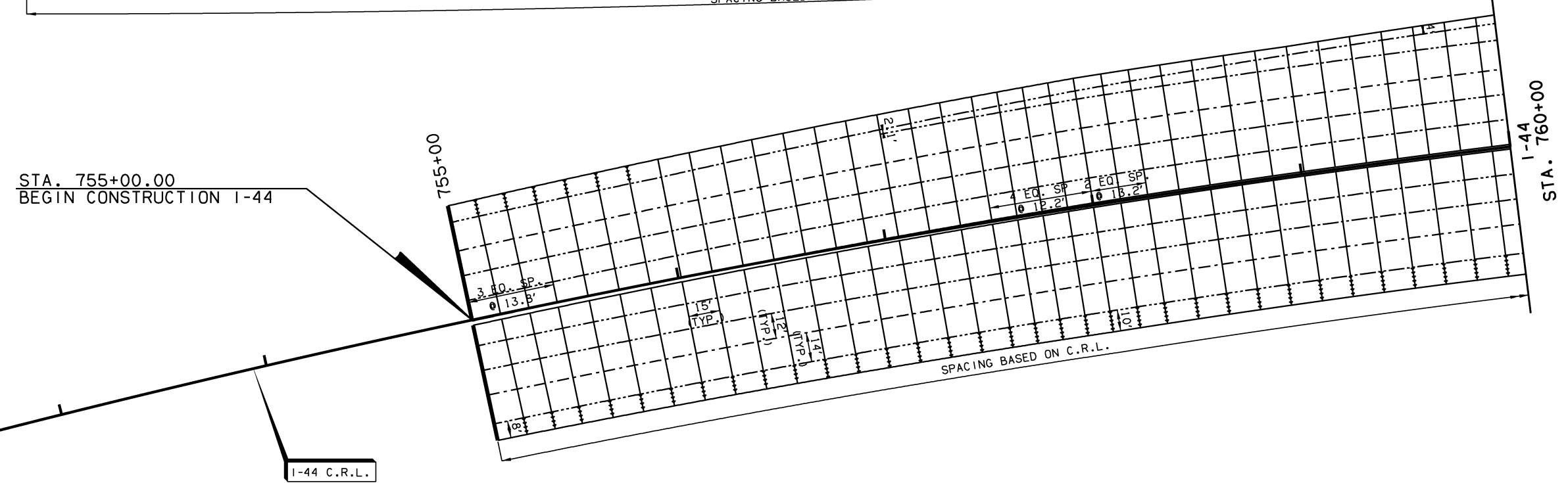
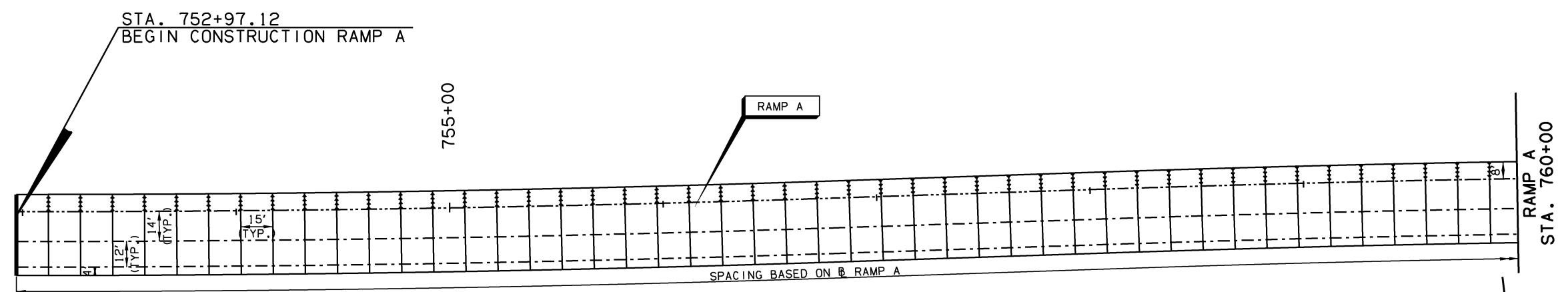
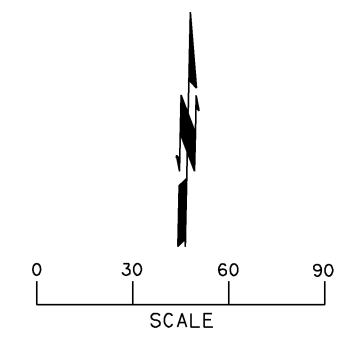


OKLAHOMA DEPARTMENT OF TRANSPORTATION					
FED. ROAD DIST. NO.	STATE	JOB PIECE NO.	FISCAL YEAR	SHEET NO.	TOTAL SHEETS
6	OKLA.	21899(04)			
DESCRIPTION		REVISIONS	DATE		



- NOTES:
1. TRANSVERSE JOINT SPACING SHALL BE A MINIMUM OF TWO (2) FEET AND A MAXIMUM OF FIFTEEN (15) FEET, UNLESS SPECIFIED OTHERWISE.
  2. SLAB WIDTH SHALL BE A MINIMUM OF TWO (2) FEET.
  3. ANGLE BETWEEN INTERSECTING JOINTS SHALL BE A MINIMUM OF SIXTY (60) DEGREES, NINETY (90) DEGREES DESIRABLE.
  4. DEAD END JOINTS SHALL BE PERPENDICULAR TO PAVEMENT EDGE OR INTERSECTING JOINT.
  5. TRANSVERSE JOINTS LOCATED IN A RADIUS SHALL BE RADIAL LINES INTERSECTING THE CENTER POINT OF THE CURVE RADIUS.
  6. JOINTS AT FIFTEEN (15) FEET SPACING UNLESS OTHERWISE NOTED.
  7. SEE ODOT STD. LECS-4 AND LTU-4 (LATEST REVISIONS) FOR JOINT DETAILS.
  8. ISOLATION JOINTS SHALL BE PLACED AT ALL DRAINAGE INLETS, MANHOLES, LIGHTING STRUCTURES, ETC.
  9. SEE SHEETS 87-92 FOR SPOT ELEVATIONS.

LEGEND	
	NON-DOWELED CONTRACTION JOINT
	DOWELED CONTRACTION JOINT
	LONGITUDINAL CONTRACTION JOINT
	CONSTRUCTION JOINT/TIED BUTT JOINT
	NON-TIED BUTT JOINT
	ISOLATION JOINT
	EDGE SLAB

DESIGN	AKS	11/13	TULSA & ROGERS COUNTIES
DRAWN	MAM	11/13	<b>JOINT LAYOUT PLAN</b> (SHEET 1 OF 11)
CHECKED	KMM	6/16	
APPROVED			
SQUAD	<b>GARVER</b>		
STATE JOB NO. 21899(04)			SHEET NO. 76