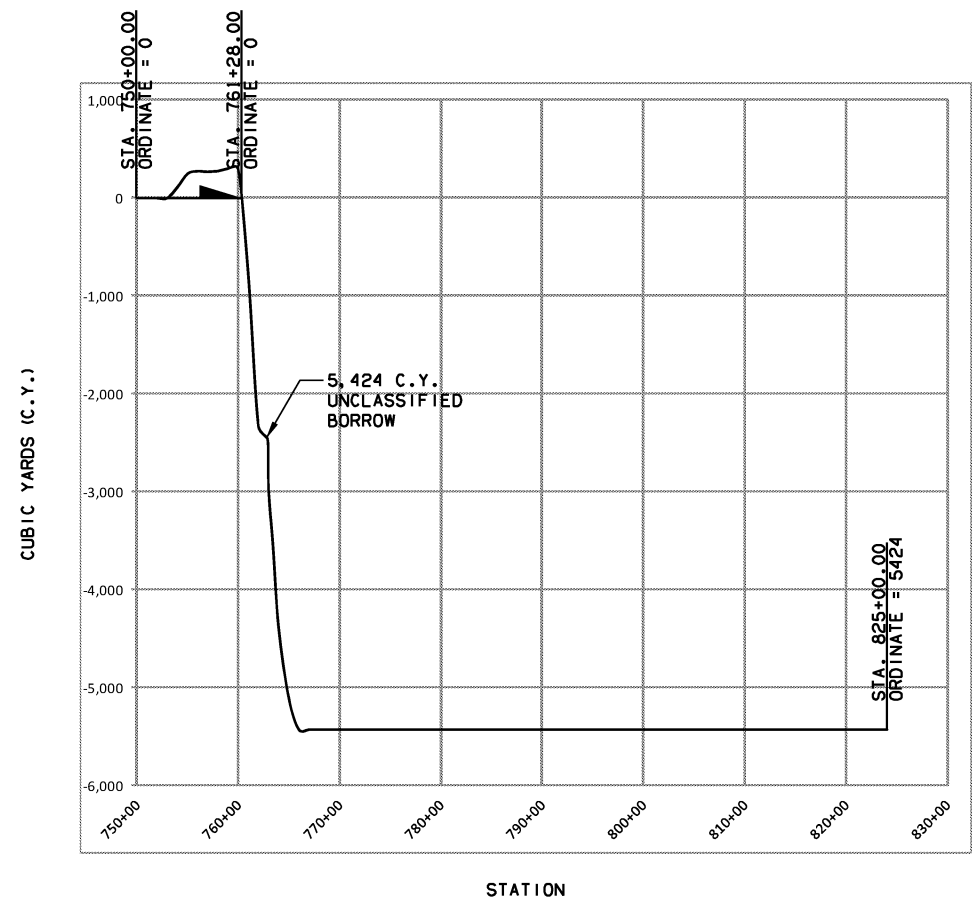


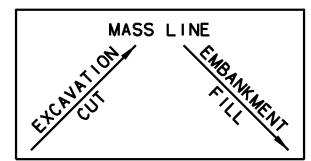
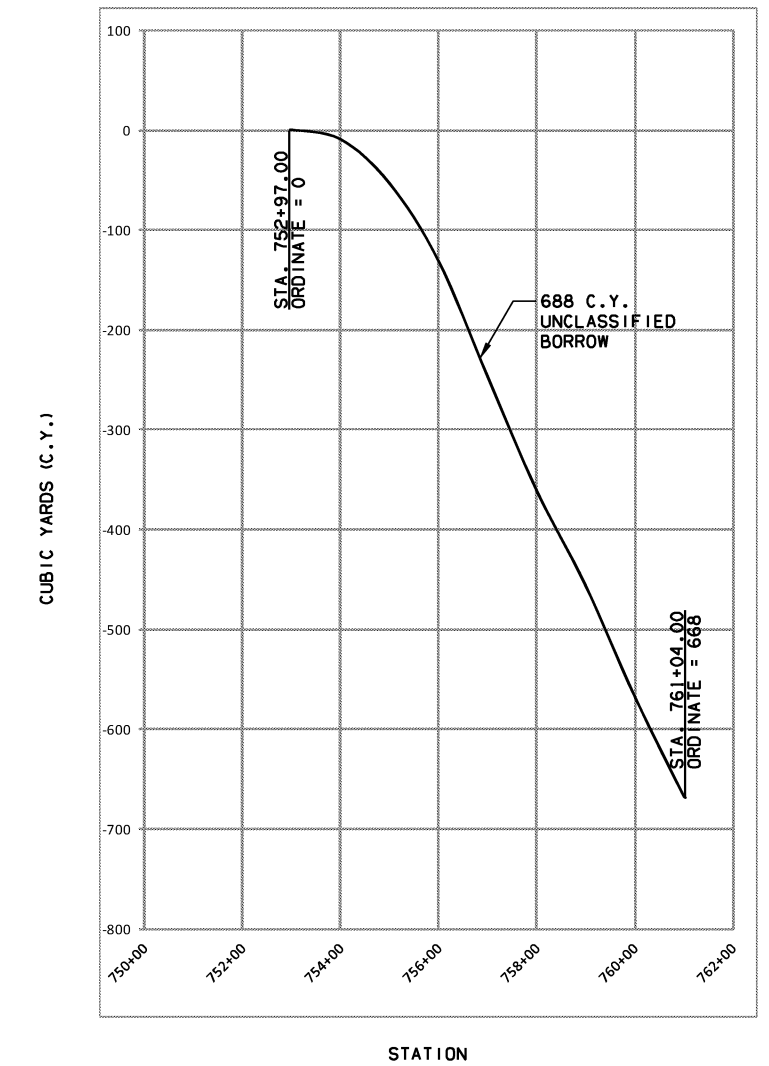
PHASE 8: I-44

SHEET ESTIMATE #13		
STA. 750+00.00 TO STA. 830+00.00		
UNCL. EXCAV.	1050	C.Y.
BORROW (+15%)	6474	C.Y.
UNCL. BORROW	5424	C.Y.
EXCESS EXCAV.	-	C.Y.



PHASE 8: RAMP A

SHEET ESTIMATE #14		
STA. 752+97.00 TO STA. 761+04.00		
UNCL. EXCAV.	125	C.Y.
BORROW (+15%)	793	C.Y.
UNCL. BORROW	668	C.Y.
EXCESS EXCAV.	-	C.Y.



DESIGN	MDF	8/12	TULSA & ROGERS COUNTIES
DRAWN	TML	8/12	
CHECKED	KMM	6/16	
APPROVED			
SQUAD	GARVER		STATE JOB NO. 21899(04) SHEET NO. 34

MASS HAUL DIAGRAMS
(SHEET 7 OF 9)