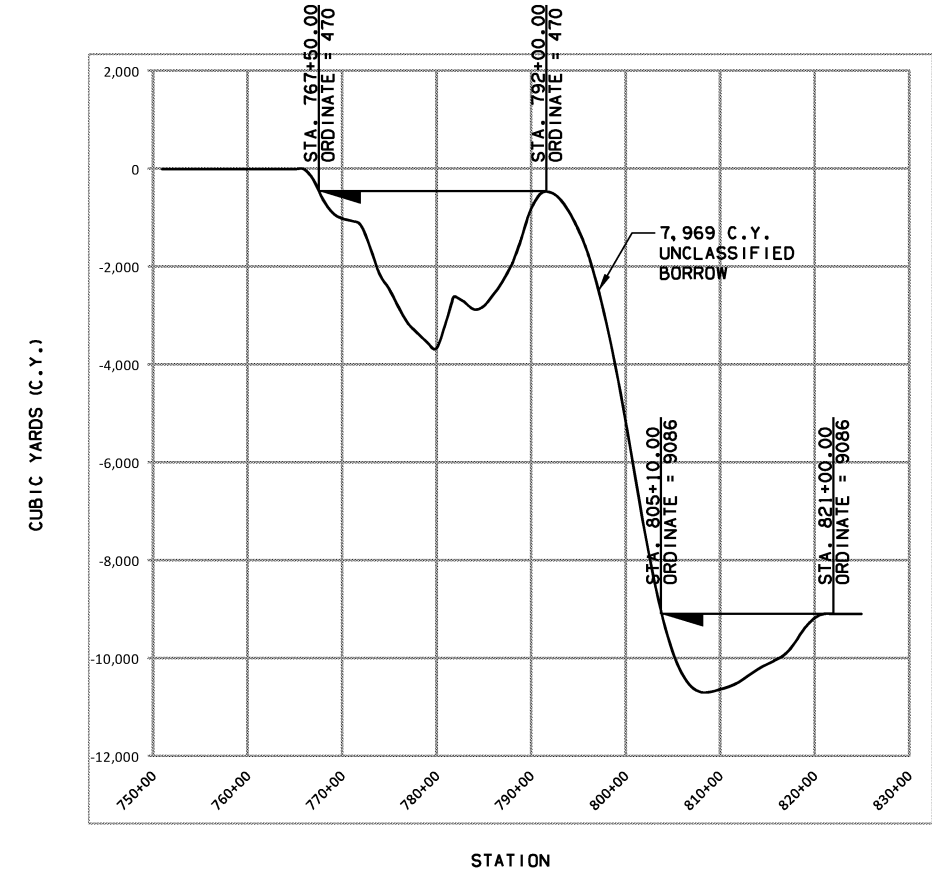


PHASE 7: I-44

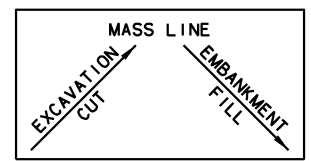
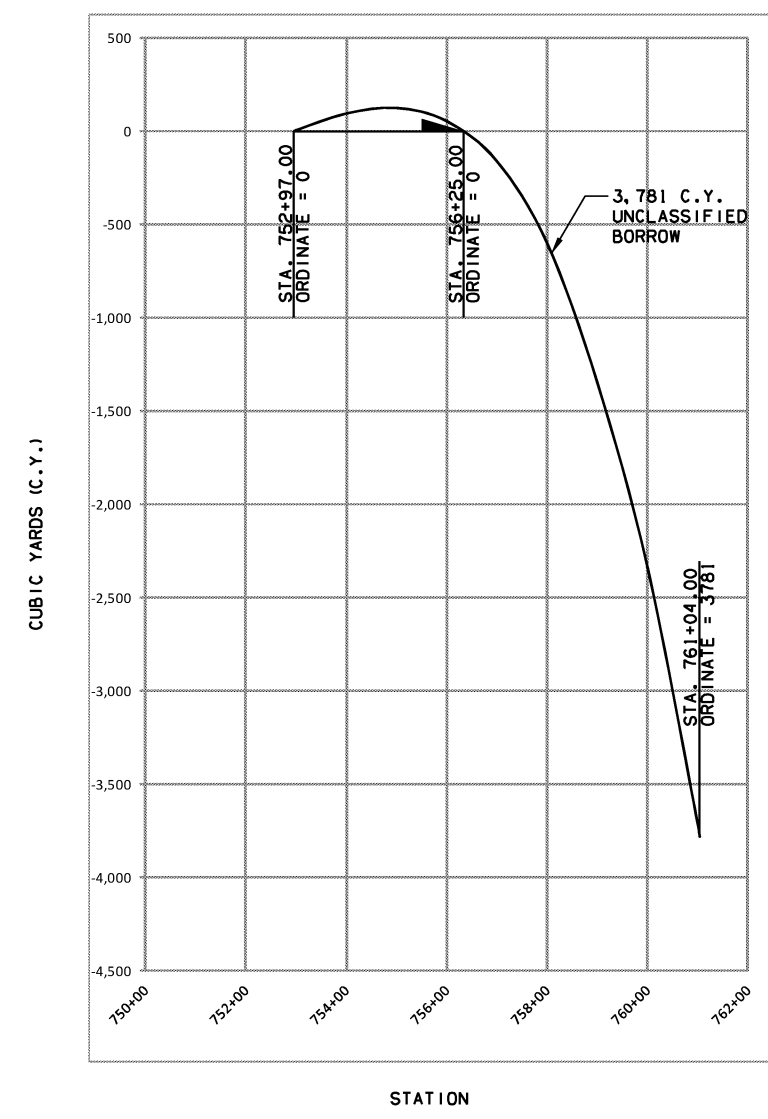
SHEET ESTIMATE #11		
STA. 750+00.00 TO STA. 830+00.00		
UNCL. EXCAV.	9372	C.Y.
BORROW (+15%)	18457	C.Y.
UNCL. BORROW	7969	C.Y.
EXCESS EXCAV.	-	C.Y.

\* UNCLASSIFIED BORROW REDUCED FROM SHEET ESTIMATES 8-9



PHASE 7: RAMP A

SHEET ESTIMATE #12		
STA. 752+97.00 TO STA. 761+04.00		
UNCL. EXCAV.	175	C.Y.
BORROW (+15%)	3956	C.Y.
UNCL. BORROW	3781	C.Y.
EXCESS EXCAV.	-	C.Y.



DESIGN	MDF	8/12	TULSA & ROGERS COUNTIES
DRAWN	TML	8/12	
CHECKED	KMM	6/16	
APPROVED			
SQUAD	<b>GARVER</b>		

**MASS HAUL DIAGRAMS**  
(SHEET 6 OF 9)

STATE JOB NO. 21899(04) SHEET NO. 33