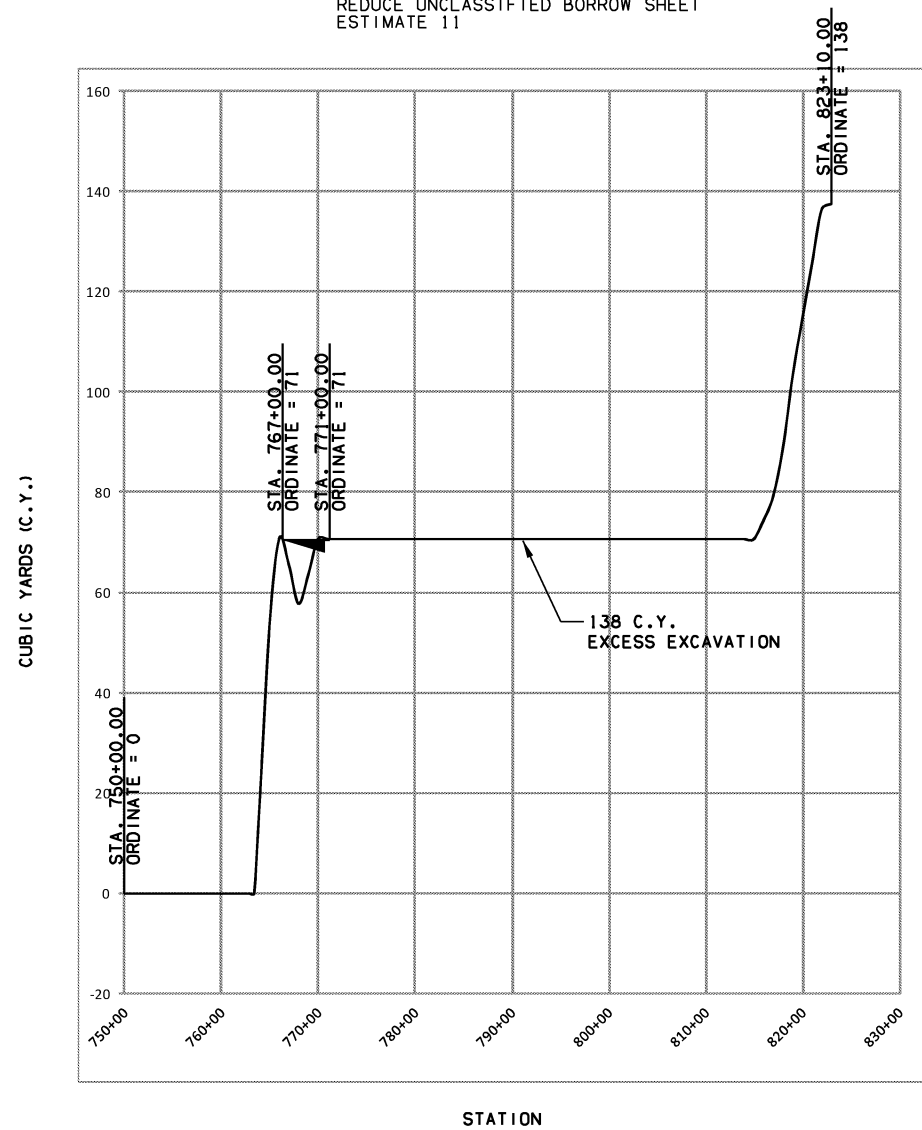


PHASE 6 STAGE 1: 1-44

SHEET ESTIMATE #9		
STA. 750+00.00 TO STA. 830+00.00		
UNCL. EXCAV.	509	C.Y.
BORROW (+15%)	372	C.Y.
UNCL. BORROW	-	C.Y.
EXCESS EXCAV.	138	C.Y.

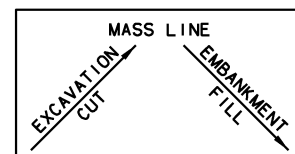
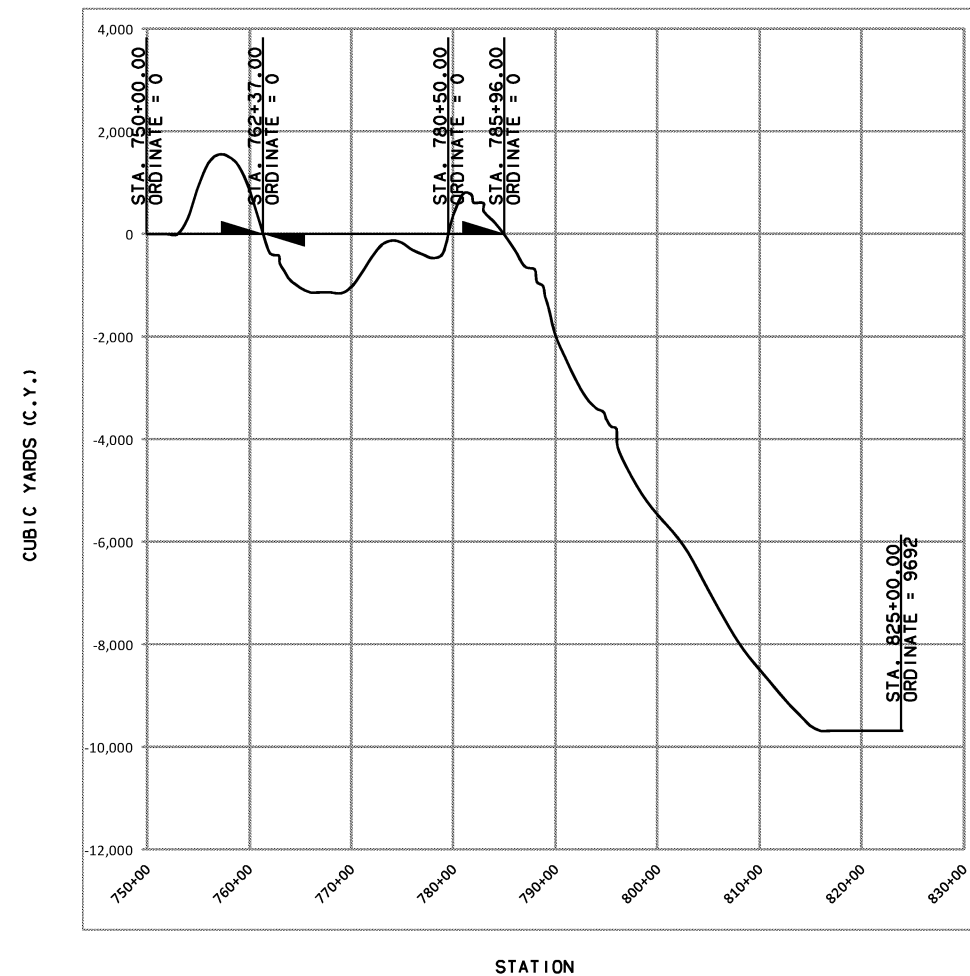
• EXCESS EXCAVATION USED TO REDUCE UNCLASSIFIED BORROW SHEET ESTIMATE 11



PHASE 6 STAGE 2: 1-44

SHEET ESTIMATE #10		
STA. 750+00.00 TO STA. 830+00.00		
UNCL. EXCAV.	5109	C.Y.
BORROW (+15%)	14801	C.Y.
UNCL. BORROW	0	C.Y.
EXCESS EXCAV.	-	C.Y.

• UNCLASSIFIED BORROW REDUCED FROM SHEET ESTIMATES 5-8



DESIGN	MDF	8/12	TULSA & ROGERS COUNTIES
DRAWN	TML	8/12	
CHECKED	KMM	6/16	
APPROVED			
SQUAD	GARVER		

MASS HAUL DIAGRAMS
(SHEET 5 OF 9)

STATE JOB NO. 21899(04) SHEET NO. 32