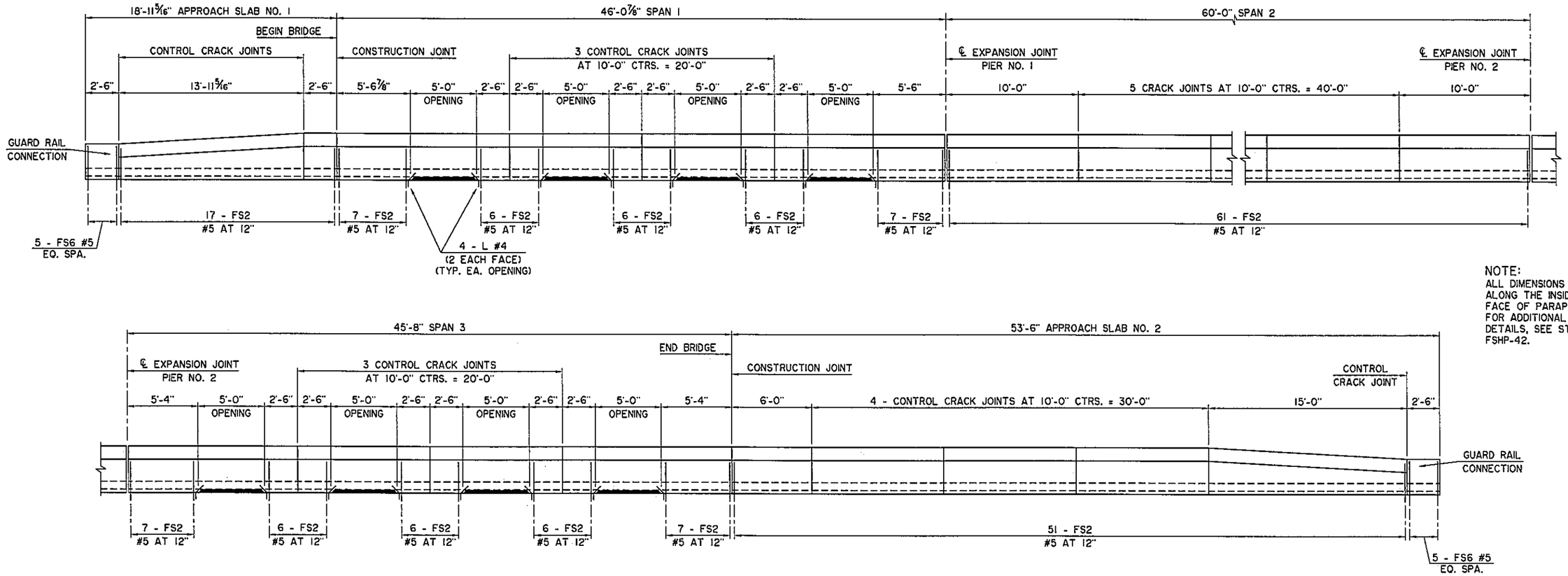

NOTE:
ALL DIMENSIONS ARE ALONG THE INSIDE FACE OF PARAPET. FOR ADDITIONAL DETAILS, SEE STD. FSHP-42.

PARAPET ELEVATION

OUTSIDE FACE

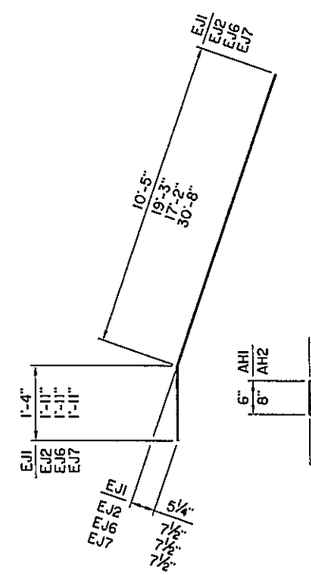

EJ1 #5 x 11'-9"
EJ2 #5 x 21'-2"
EJ6 #5 x 19'-1"
EJ7 #5 x 32'-7"

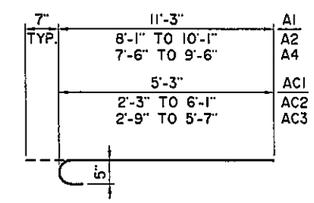

A1 #5 x 11'-10"
A2 #5 x 9'-8" AVG.
A4 #5 x 9'-1" AVG.
AC1 #5 x 5'-10"
AC2 #5 x 4'-9" AVG.
AC3 #5 x 4'-9" AVG.

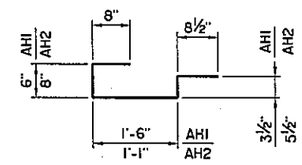

AH1 #4 x 3'-8"
AH2 #4 x 3'-7"

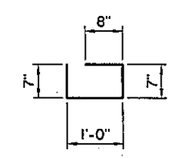

AH3 #4 x 2'-10"

Design	TAC		U.S. HIGHWAY 69 - McALESTER
Drawn	KGL	HEJ	PARAPET ELEVATION
Checked	ADT	SAS	AOK RAILROAD
Approved	CEG		BRIDGE "S" NORTHBOUND
Squad	WEA		JOB PIECE NO. 14999(04) — SHEET NO. B46

I:\Active\0403\D RR\DWG\B46-ParapetLayout.dwg, 7/6/2016 7:42:48 AM, Howard