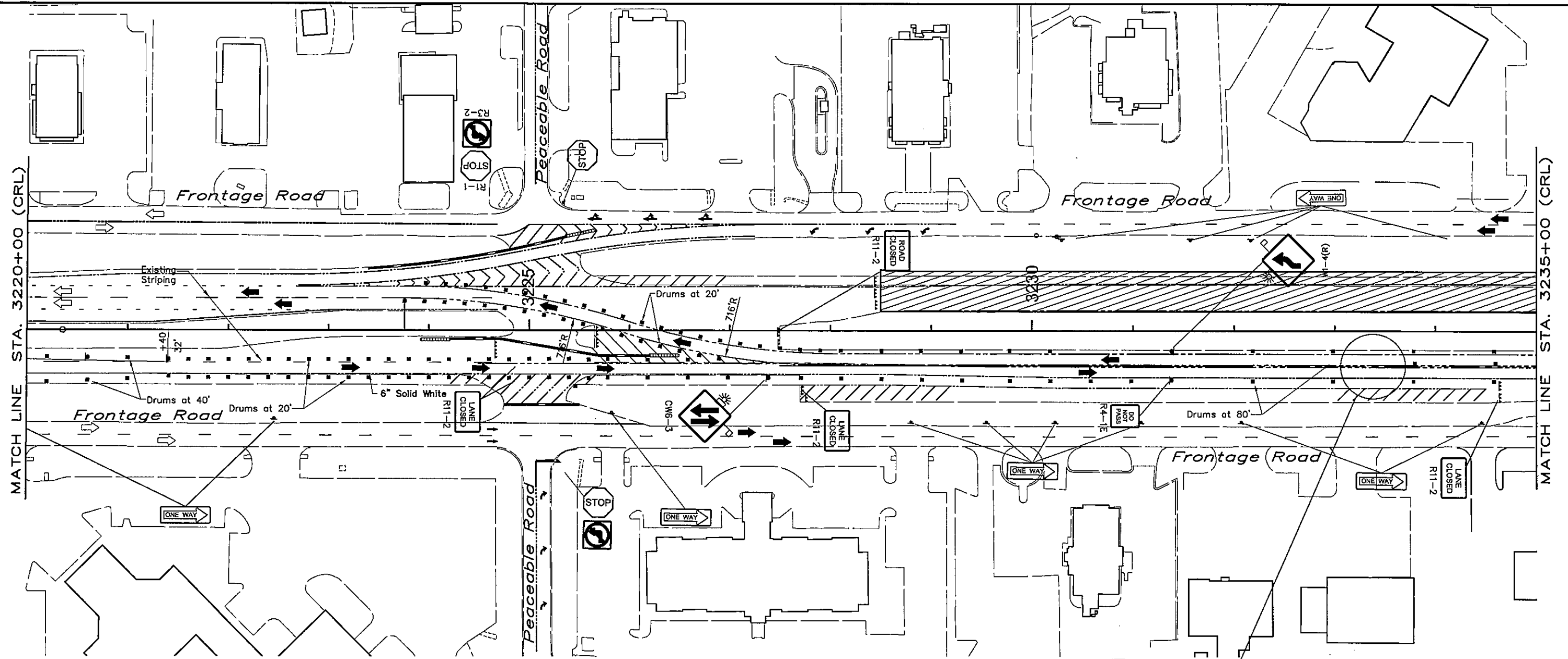
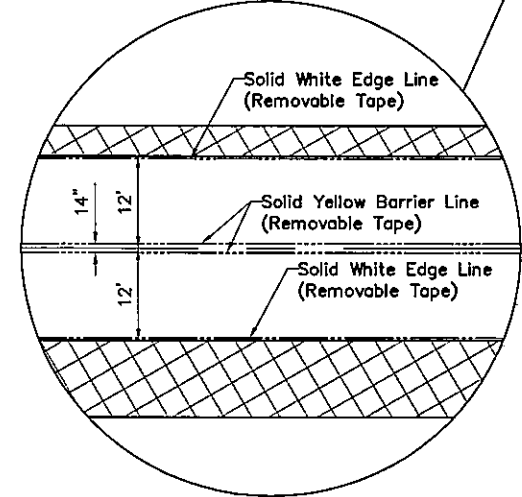
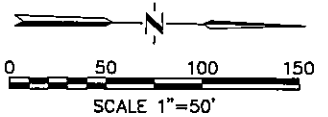


MATCH LINE STA. 3220+00 (CRL)

MATCH LINE STA. 3235+00 (CRL)



Note:
See Phase 2 Traffic Control South of Match Line.




Typical Two-Lane/Two-Way Construction Markings

CONSTRUCTION SIGNING SYMBOLS

4" Solid Yellow Barrier/Edge Line	_____
4" Solid White Edge/Lane Line	_____
4" Dashed White Lane Line (12' & 33')	- - - - -
4" Dotted White Lane Line (3' & 12')
24" Solid White Stop Bar	=====
Portable Longitudinal Barrier	=====
Arrow Panel	▣
Sign, as Noted	◻
Tube	○
Vertical Panel	⊞
Drum	■
Type III Barricade	▲▲▲
Const. Zone Impact Attenuator	▬▬▬▬

LEGEND

- Temporary Pavement Construction
- Pavement Construction
- Mill and Overlay
- Detour Traffic
- Normalize Traffic



Survey	CKS	U.S. 69 - COMANCHE AVENUE	PITTSBURG COUNTY
Drawn	CKD	PHASE 4 CONSTRUCTION AND TRAFFIC CONTROL PLANS STA. 3220+00 TO STA. 3235+00	
Checked	CKE		
Approved			
Squad	C & K	JOB PIECE NO. 14999(04)	SHEET NO. 7B