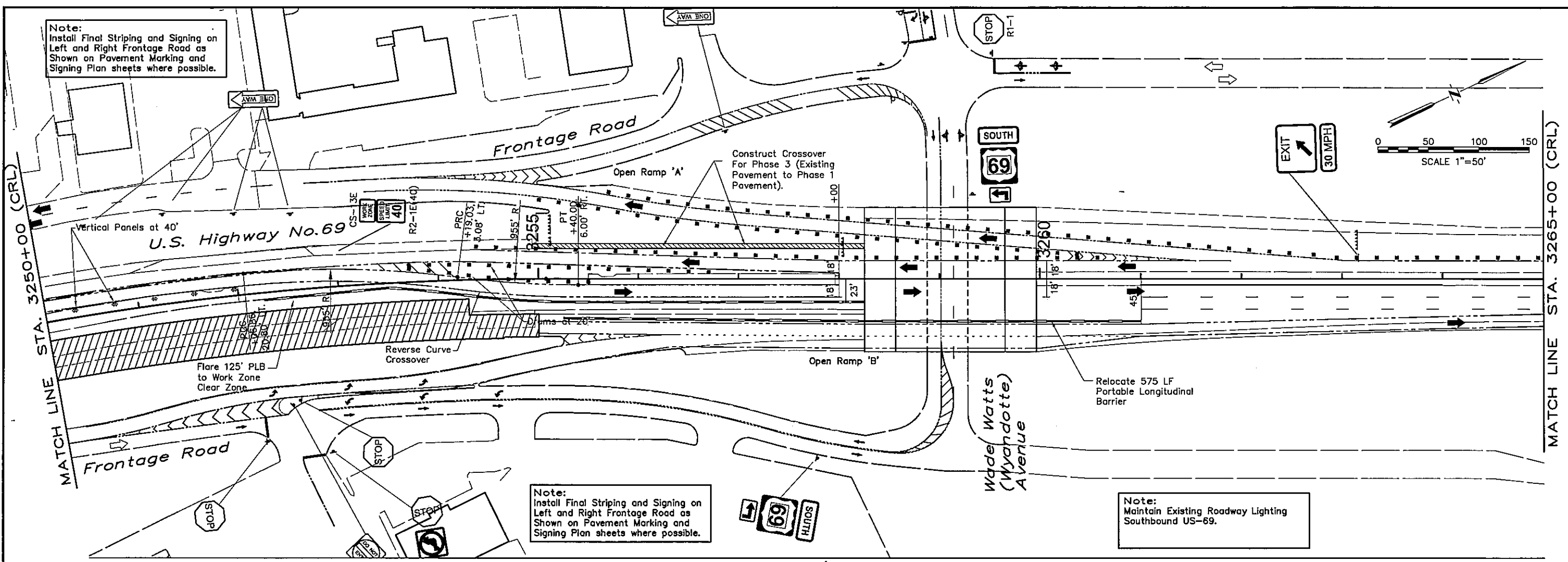
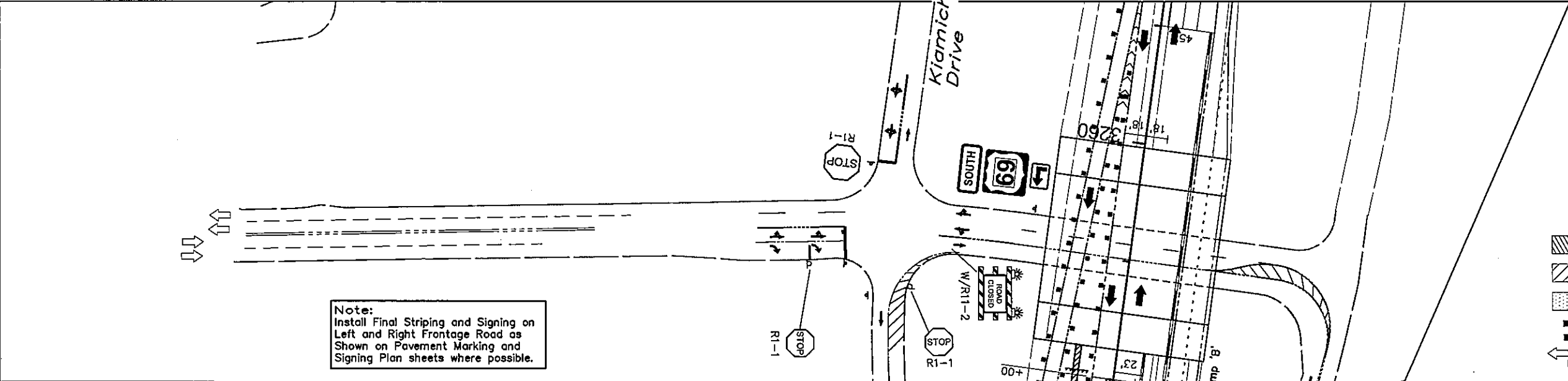


Note:
Install Final Striping and Signing on
Left and Right Frontage Road as
Shown on Pavement Marking and
Signing Plan sheets where possible.



Note:
Install Final Striping and Signing on
Left and Right Frontage Road as
Shown on Pavement Marking and
Signing Plan sheets where possible.

Note:
Maintain Existing Roadway Lighting
Southbound US-69.




Note:
Install Final Striping and Signing on
Left and Right Frontage Road as
Shown on Pavement Marking and
Signing Plan sheets where possible.

LEGEND

- Temporary Pavement Construction
- Pavement Construction
- Mill and Overlay
- Detour Traffic
- Normalize Traffic

CONSTRUCTION SIGNING SYMBOLS

4" Solid Yellow Barrier/Edge Line		Portable Longitudinal Barrier	
4" Solid White Edge/Lane Line		Arrow Panel	
4" Dashed White Lane Line (12' & 33')		Sign, as Noted	
4" Dotted White Lane Line (3' & 12')		Tube	
24" Solid White Stop Bar		Vertical Panel	
		Drum	
		Type III Barricade	
		Const. Zone Impact Attenuator	
		Channelizer Cone	



Survey	CKS	U.S. 69 - COMANCHE AVENUE	PITTSBURG COUNTY
Drawn	CKD	PHASE 2 CONSTRUCTION AND TRAFFIC CONTROL PLANS STA. 3250+00 TO STA. 3265+00	
Checked	CKE		
Approved			
Squad	C & K	JOB PIECE NO. 14999(04)	SHEET NO. 21

S:\Projects\DOT\US 69 Comanche\Acad\dwg\CAD PROJECT 1\US69com069-072-Phase 2.dwg, 7/14/2016 11:03:09 AM