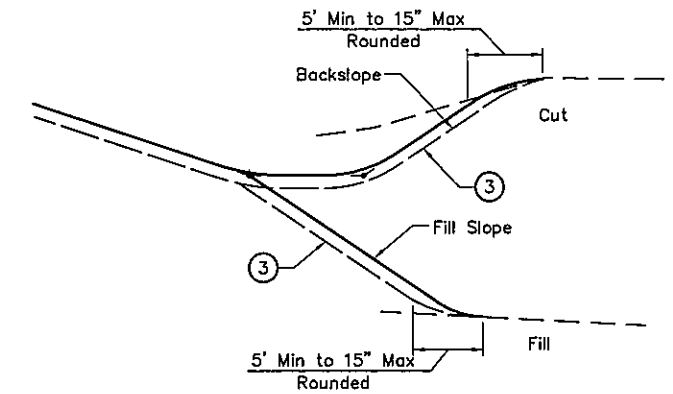
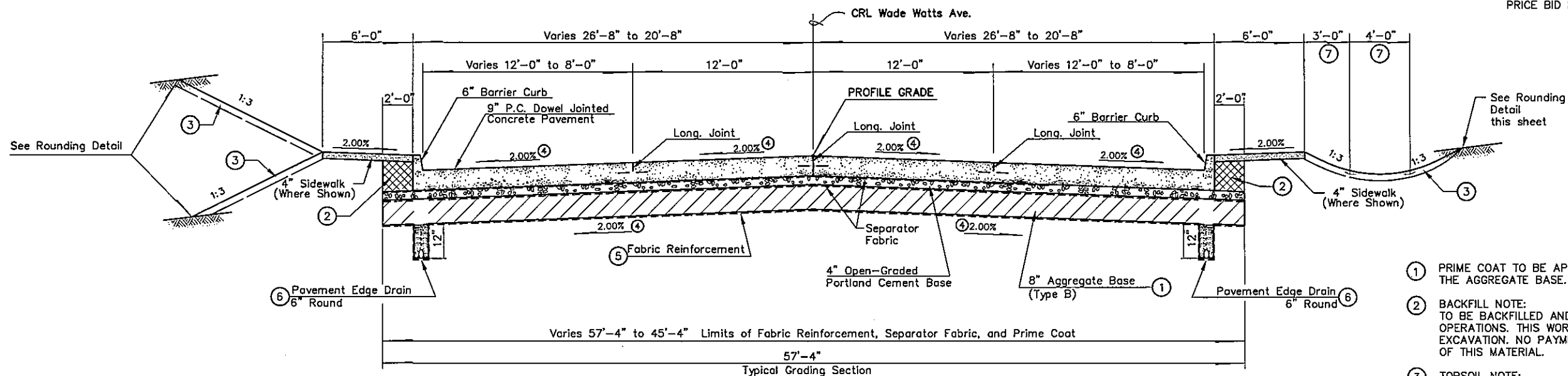


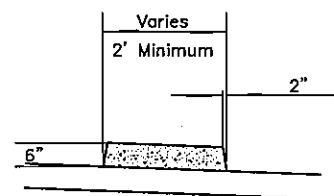
**ACCESS ROAD TYPICAL SECTION NO. 8**  
 ACCESS ROAD STA 259+66.00 TO STA 264+50.45



**TOP OF CUT - TOE OF FILL ROUNDING DETAIL**  
 INTERSECTION OF CUT AND FILL SLOPES WITH THE GROUND LINE ARE TO BE ROUNDED AS A PART OF THE FINISHING OPERATIONS. ROUNDED SHALL BE 5' MINIMUM FOR SMALLER CUTS AND FILLS, TO 15' MAXIMUM FOR LARGER CUTS AND FILLS OR AS DESIGNATED BY THE ENGINEER. COST OF ROUNDED TO BE INCLUDED IN THE PRICE BID FOR OTHER ITEMS OF WORK.



**WADE WATTS AVENUE TYPICAL SECTION NO. 7**  
 CRL WADE WATTS (WYANDOTTE) AVENUE STA 197+30.00 TO STA 201+91.38  
 THREE AND FOUR LANE SECTION



**MEDIAN DETAIL**  
 TO BE PAID FOR AS CLASS A CONCRETE

- ① PRIME COAT TO BE APPLIED FULL WIDTH TO THE TOP AND BOTTOM OF THE AGGREGATE BASE.
- ② BACKFILL NOTE: TO BE BACKFILLED AND COMPACTED AS A PART OF THE FINISHING OPERATIONS. THIS WORK MATERIAL WILL BE OBTAINED FROM EXCESS EXCAVATION. NO PAYMENT WILL BE MADE FOR ADDITIONAL HANDLING OF THIS MATERIAL.
- ③ TOPSOIL NOTE: THE CONTRACTOR SHALL STRIP ALL OF THE AVAILABLE TOPSOIL, STOCKPILE IT, AND PLACE IT BACK ON THE SECTION IN ACCORDANCE WITH SECTION 205 OF THE STANDARD SPECIFICATION. RESERVED TOPSOIL SHALL BE SPREAD FIRST ON THE COMPLETED SLOPES OF THE CUT SECTIONS AND THE REMAINDER ON COMPLETED FILL SLOPES OR OTHER PRIORITY AREAS LOCATED BY THE ENGINEER. ALL ADDITIONAL COSTS ASSOCIATED WITH OPERATIONS SHALL BE INCLUDED IN THE PAY ITEM SALVAGED TOPSOIL, LUMP SUM.  
  
 THE GRADING LINE AS SHOWN ON THE TYPICAL AND CROSS SECTIONS IS TO THE TOP OF THE TOPSOIL. EARTHWORK QUANTITIES WERE NOT ADJUSTED FOR SALVAGE AND THE TOPSOIL QUANTITY IS INCLUDED IN THE MASS LINE BALANCE.
- ④ NORMAL CROSS SLOPE WILL BE AS SHOWN ON THE TYPICAL SECTIONS. TRANSITION TO MATCH AT EXISTING PAVEMENT. SEE PROFILE SHEETS FOR CROSS SLOPE TRANSITIONS.
- ⑤ FABRIC REINFORCEMENT: GOETEXTILE TO MEET ODOT SPEC. 712.01.
- ⑥ PAVEMENT EDGE DRAIN : PROVIDE OUTLET LATERALS AT 300' ON CENTER MAXIMUM SPACING OR CONNECT TO NEAREST DRAINAGE STRUCTURE. SEE ODOT STD. PED-3
- ⑦ MINIMUM DIMENSIONS SHOWN. SEE CROSS SECTIONS FOR SPECIAL DITCHES.



Survey	CKS	U.S. 69 - COMANCHE AVENUE	PITTSBURG COUNTY
Drawn	CKD	<b>TYPICAL SECTIONS</b>	
Checked	CKE		
Approved			
Squad	C & K		
		JOB PIECE NO. 14999(04)	SHEET NO. 8