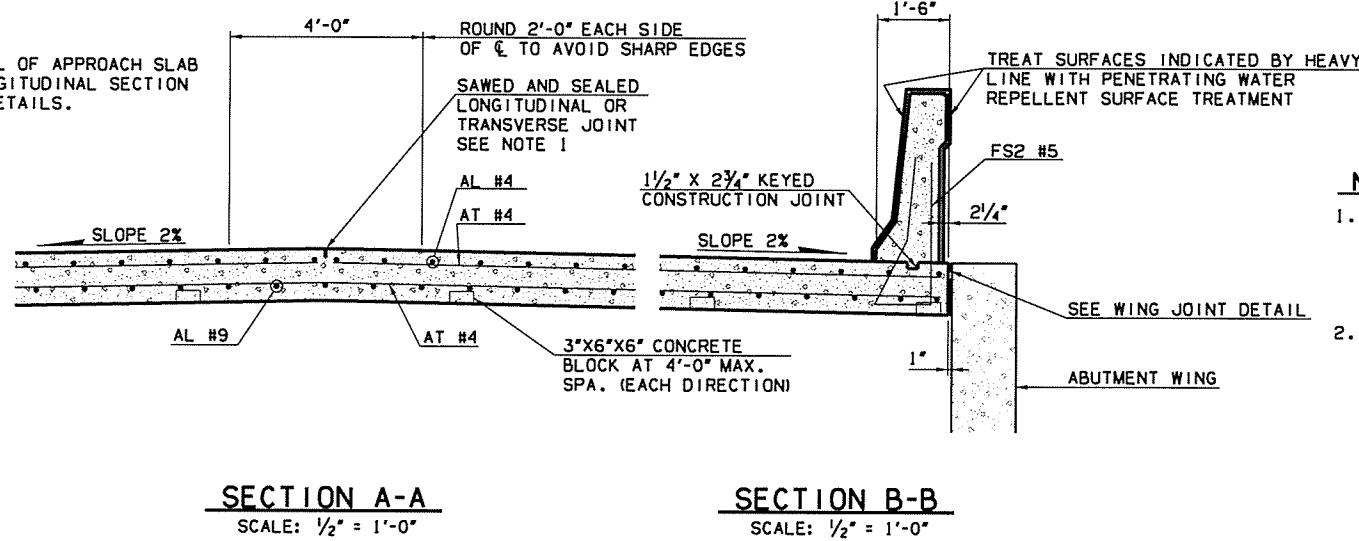


DIST. DIVISION	STATE	J/P PROJ NO	FISCAL YEAR	SHEET NO	TOTAL SHEETS
8	OKLA	247501041		72	127

NOTE:

FOR ADDITIONAL DETAIL OF APPROACH SLAB AT ABUTMENT, SEE LONGITUDINAL SECTION AND SUPERSTRUCTURE DETAILS.



NOTES:

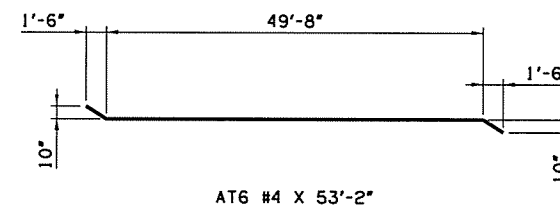
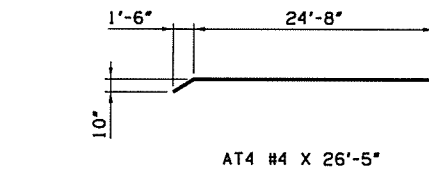
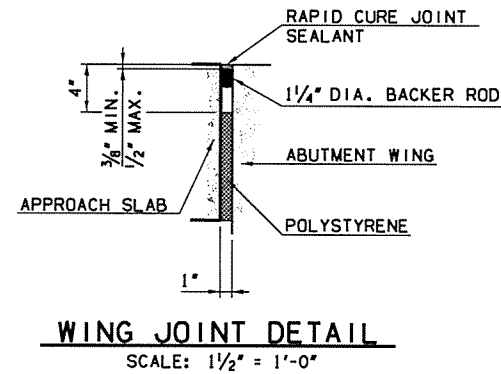
1. PLACE REINFORCING IN THE TOP OF THE APPROACH SLAB 2" FROM EITHER SIDE OF SAWED AND SEALED LONGITUDINAL OR TRANSVERSE JOINTS. FOR ADDITIONAL DETAILS OF SAW JOINTS, SEE STD. LECS-4.
2. FOR ADDITIONAL DETAIL OF 42" F-SHAPED CONCRETE PARAPET, SEE STD. FSHP-42-2.

APPROACH SLAB BAR LIST
(ONE SHOWN, TWO REQUIRED)

EPOXY COATED REINFORCING					
MARK	SIZE	QTY.	FORM	LENGTH	REMARKS
AT1	#4	75	STR.	23'-2"	
AT2	#4	12	STR.	10'-3" (AVG.)	1'-0" TO 19'-6"
AT3	#4	12	STR.	12'-2" (AVG.)	2'-7" TO 21'-8"
AT4	#4	2	BNT.	26'-5"	
AT6	#4	1	BNT.	53'-2"	
AT7	#4	31	STR.	46'-8"	
AT8	#4	24	STR.	23'-1" (AVG.)	3'-2" TO 43'-0"
AL1	#4	26	STR.	29'-8"	
AL2	#4	22	STR.	35'-10" (AVG.)	29'-9" TO 41'-11"
AL4	#4	22	STR.	18'-3" (AVG.)	12'-1" TO 24'-4"
AL5	#4	2	STR.	24'-6"	
AL6	#9	3	STR.	54'-6"	
AL7	#9	65	STR.	42'-1" (AVG.)	29'-9" TO 54'-4"
AL8	#9	3	STR.	29'-8"	
FS2	#5	87	BNT.	7'-4"	SEE NOTE 1

NOTES:

1. FOR FS2 #5 BEND DETAIL SEE STD. FSHP-42-2



Design	PAA	6/16	US 169 OVER HICKORY CREEK BRIDGE A APPROACH SLAB DETAILS (SHEET 2 OF 2)	NOWATA COUNTY
Drawn	JT	6/16		
Checked	AEJ	6/16		
Approved	SAK	6/16		
Squad	BENHAM			

Job Piece No. 24750(04) Sheet No. 72