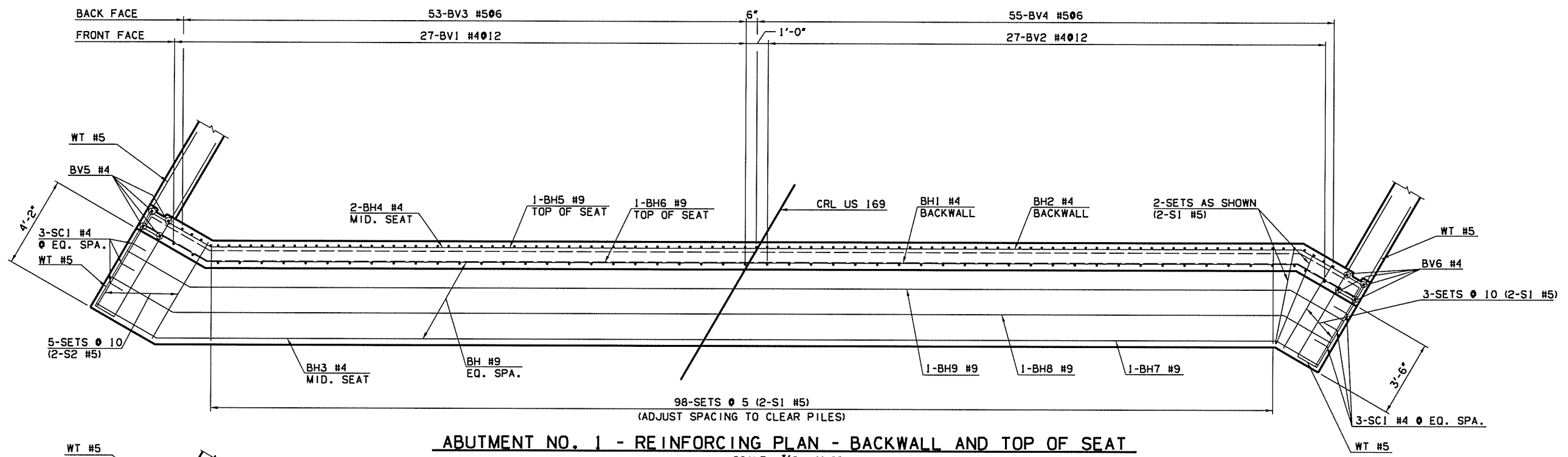


1/12/2016

12:29:47 PM

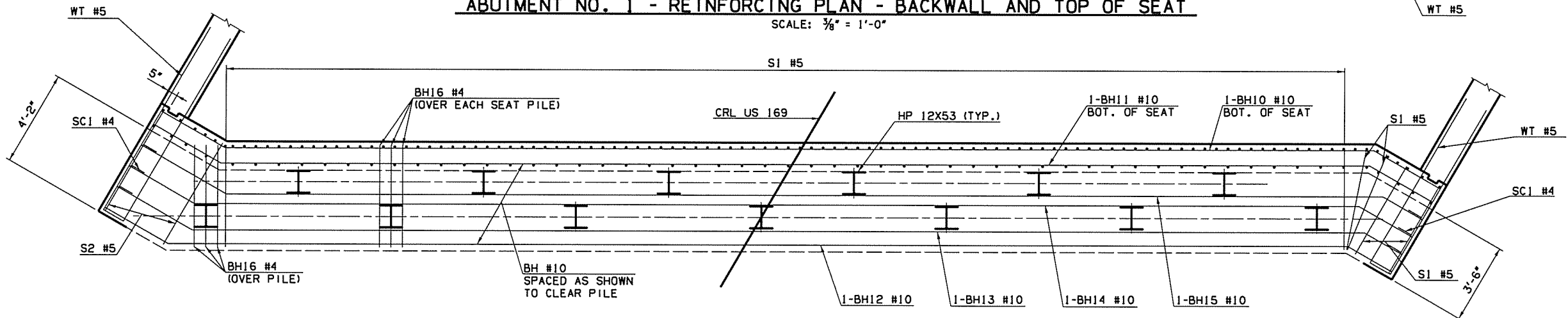
P:\SCN\650-TUL CVV 255231000-0001_US169BR-dg 20_DESGN-V0_CAD_Hickory\DMN\S\Brdge A\24750(04)_S_Abut_1_Def_1.dgn

DOT DIVISION	STATE	J/P PROJ NO	FISCAL YEAR	SHEET NO	TOTAL SHEETS
8	OKLA	24750(04)		57	127



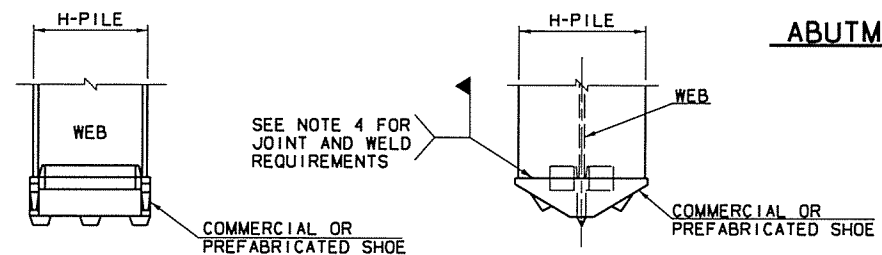
ABUTMENT NO. 1 - REINFORCING PLAN - BACKWALL AND TOP OF SEAT

SCALE: 3/8" = 1'-0"



ABUTMENT NO. 1 - REINFORCING PLAN - BOTTOM OF SEAT

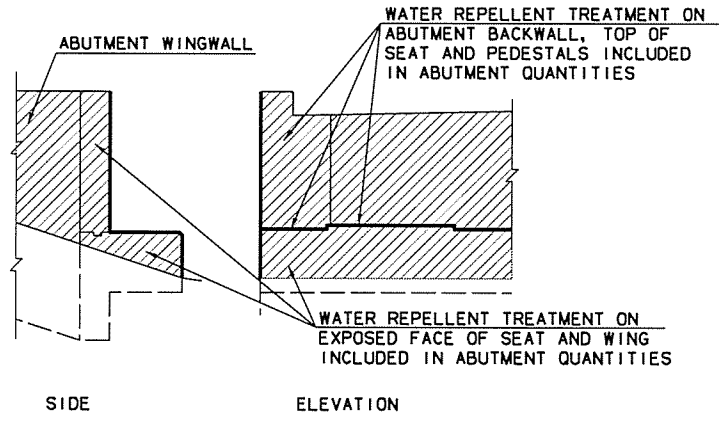
SCALE: 3/8" = 1'-0"



PREFABRICATED METAL PILE SHOE DETAIL

NOTES:

1. COMMERCIAL OR PREFABRICATED SHOES ARE SUBJECT TO THE APPROVAL OF THE ENGINEER.
2. THE SHOE SHALL BE ATTACHED BY AN ODOT CERTIFIED WELDER.
3. THE SHOE WELD JOINT DESIGN SHALL BE DONE IN ACCORDANCE WITH THE MANUFACTURER'S RECOMMENDATION, AND AS APPROVED BY THE ENGINEER.
4. IF SHOES ARE WELDED AT A LOCATION OTHER THAN THE PROJECT SITE, ALL OF THE ABOVE PROVISIONS SHALL APPLY TO THE OFFSITE FABRICATOR. THE ENGINEER SHALL BE NOTIFIED BY THE CONTRACTOR OF THE ACTUAL LOCATION WHERE THE WELDING WILL BE PERFORMED A MINIMUM OF 5 WORKING DAYS BEFORE WORK COMMENCES.
5. ALL WELDING SHALL BE PERFORMED BY A CERTIFIED WELDER IN CONFORMANCE WITH REQUIREMENTS FOR WELDING AS SPECIFIED IN THE STANDARD SPECIFICATIONS.
6. INCLUDE ALL COSTS OF MATERIAL, LABOR AND INCIDENTALS ASSOCIATED WITH FABRICATION AND INSTALLATION OF SHOES IN THE PRICE BID FOR EACH OF "METAL PILE SHOES".



WATER REPELLENT TREATMENT DETAILS

SCALE: NONE

Design	AEJ	6/16	US 169 OVER HICKORY CREEK	NOWATA COUNTY
Drawn	RWS	6/16	BRIDGE A	
Checked	KSJ	6/16	ABUTMENT DETAILS	
Approved	SAK	6/16	(SHEET 2 OF 6)	
Squad	BENHAM		Job Piece No. 24750(04)	Sheet No. 57