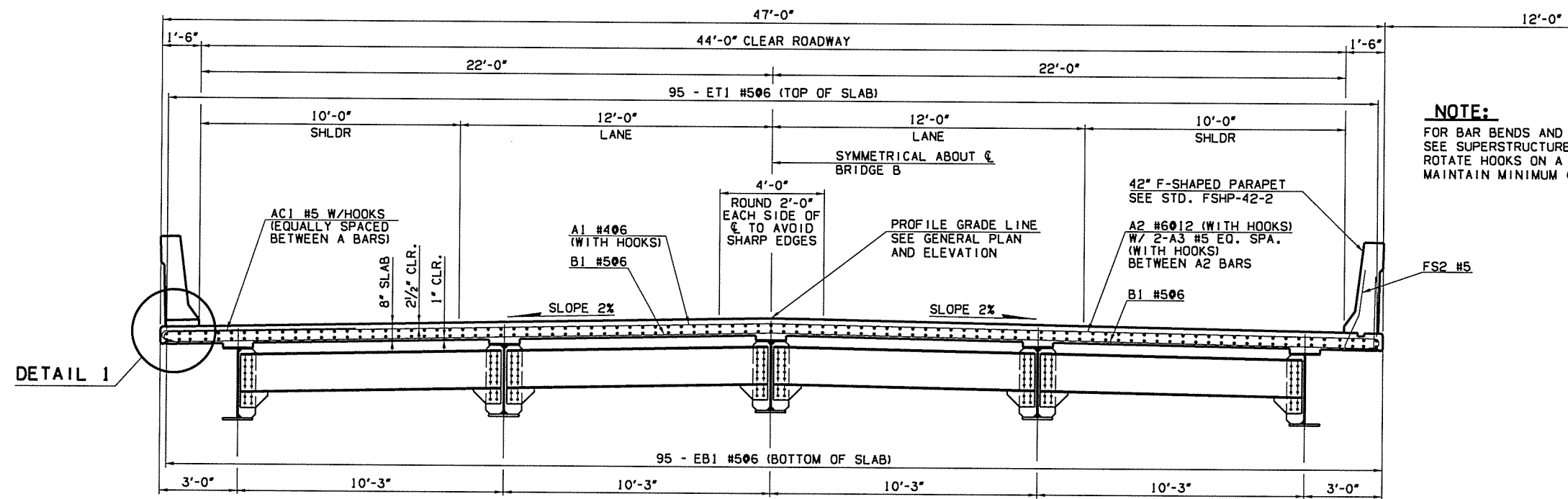


ODOT DIVISION	STATE	J/P PROJ NO	FISCAL YEAR	SHEET NO	TOTAL SHEETS
8	OKLA	27092(04)		72	143

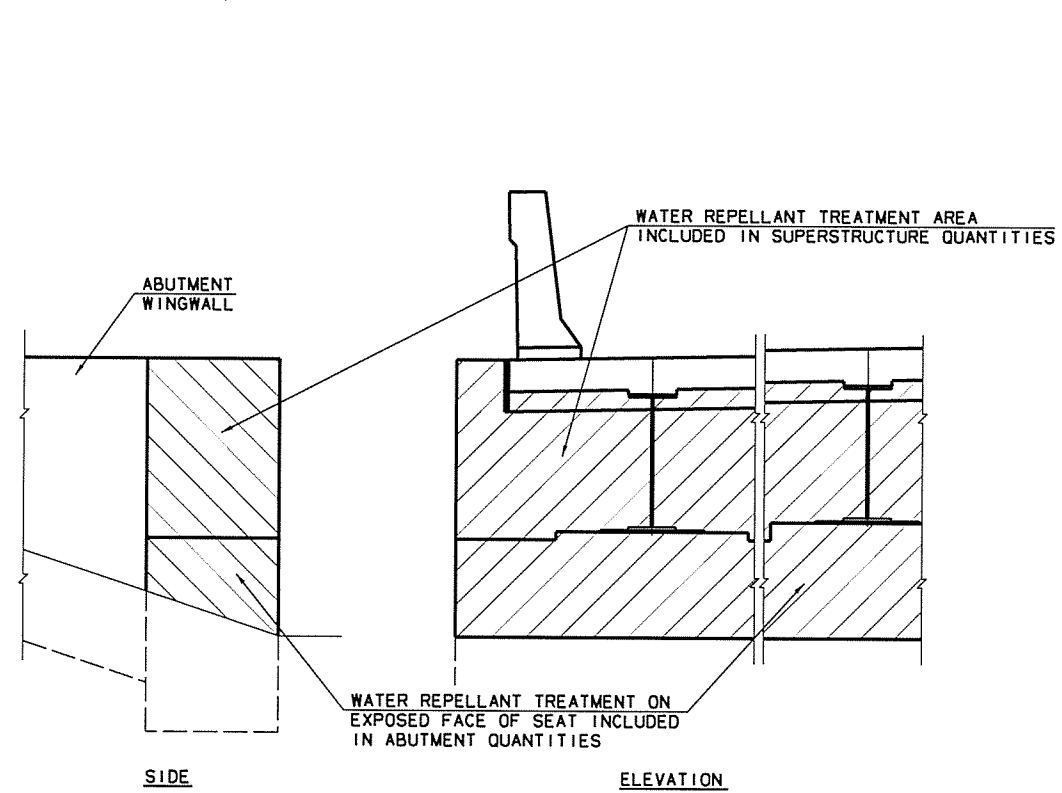


HALF SECTION AT INTERMEDIATE DIAPHRAGMS

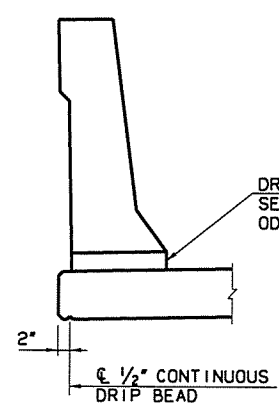
HALF SECTION AT PIER DIAPHRAGMS

TYPICAL SECTION THRU SUPERSTRUCTURE

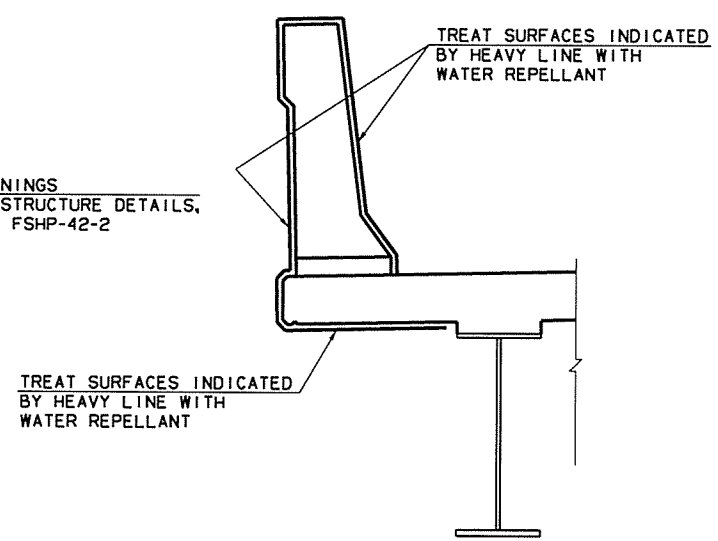
SCALE: 1/2" = 1'-0"



ABUTMENT DIAPHRAGM

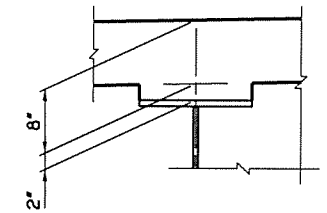


DETAIL 1
SCALE: 3/4" = 1'-0"



WATER REPELLANT TREATMENT DETAILS

SCALE: 3/4" = 1'-0"



NOTE:
PLAN QUANTITIES FOR CLASS AA CONCRETE INCLUDE BEAM HAUNCHES. THE HAUNCH HEIGHT SHOWN IS THE THEORETICAL HAUNCH HEIGHT AT THE CENTERLINE BEARING ONLY, MEASURED FROM THE BOTTOM OF THE DECK SLAB TO THE TOP OF THE BEAM, AND VARIES ACROSS THE SPAN. DETERMINE THE ACTUAL HAUNCH HEIGHT (ACCOUNTING FOR BEAM CAMBER, DEAD LOAD DEFLECTION AND ROADWAY GRADE) AFTER ERECTION OF THE BEAMS AND SUBMIT TO THE ENGINEER FOR APPROVAL. THE ENGINEER WILL NOT MEASURE DIFFERENCES BETWEEN THE THEORETICAL AND THE ACTUAL HAUNCH HEIGHT FOR PAYMENT.

BEAM HAUNCH DETAIL

SCALE: 1" = 1'-0"

Design	SAK	6/16	US 169 OVER OPOSSUM CREEK OVER FLOW NOWATA COUNTY BRIDGE B
Drawn	WZB	6/16	
Checked	STF	6/16	
Approved	SAK	6/16	
Squad	BENHAM		

TYPICAL SECTION

Job Piece No. 27092(04) Sheet No. 72

7/12/2016

11:26:57 AM

P:\E\1650-TULACIV\255231000-000T-US1650R-dg\20_DESGN\40_CAD_Opossum\ODON\S\Brl\dge 2\27092(04)_S.2_Typ_Sect_.01.dgn