DESCRIPTION	REVISION	DATE

SUMMARY OF RIPRAP		
	FILTER	RIPRAP
ABUTMENT 1	103	601
ABUTMENT 2	132	733
TOTAL	235	1334

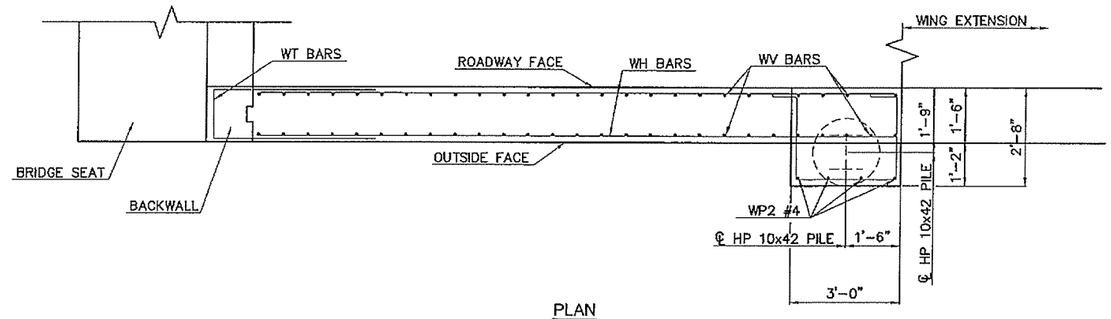

PLAN
CONCRETE TRAFFIC RAIL (TR3) NOT SHOWN
BRIDGE SEAT SHOWN WITHOUT SKEW

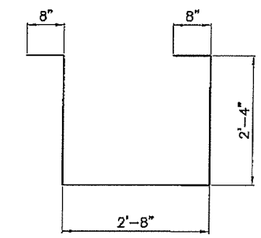

WP1 #4 X 8'-8"

DETAILS OF BENT REINFORCING STEEL

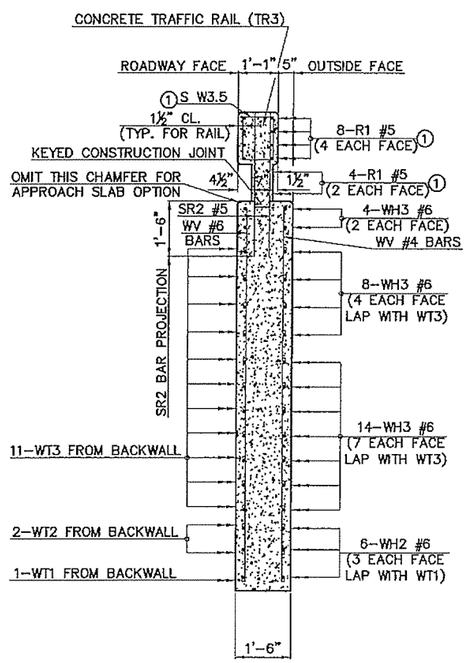

SECTION THRU WING AT BACK FACE OF BACKWALL

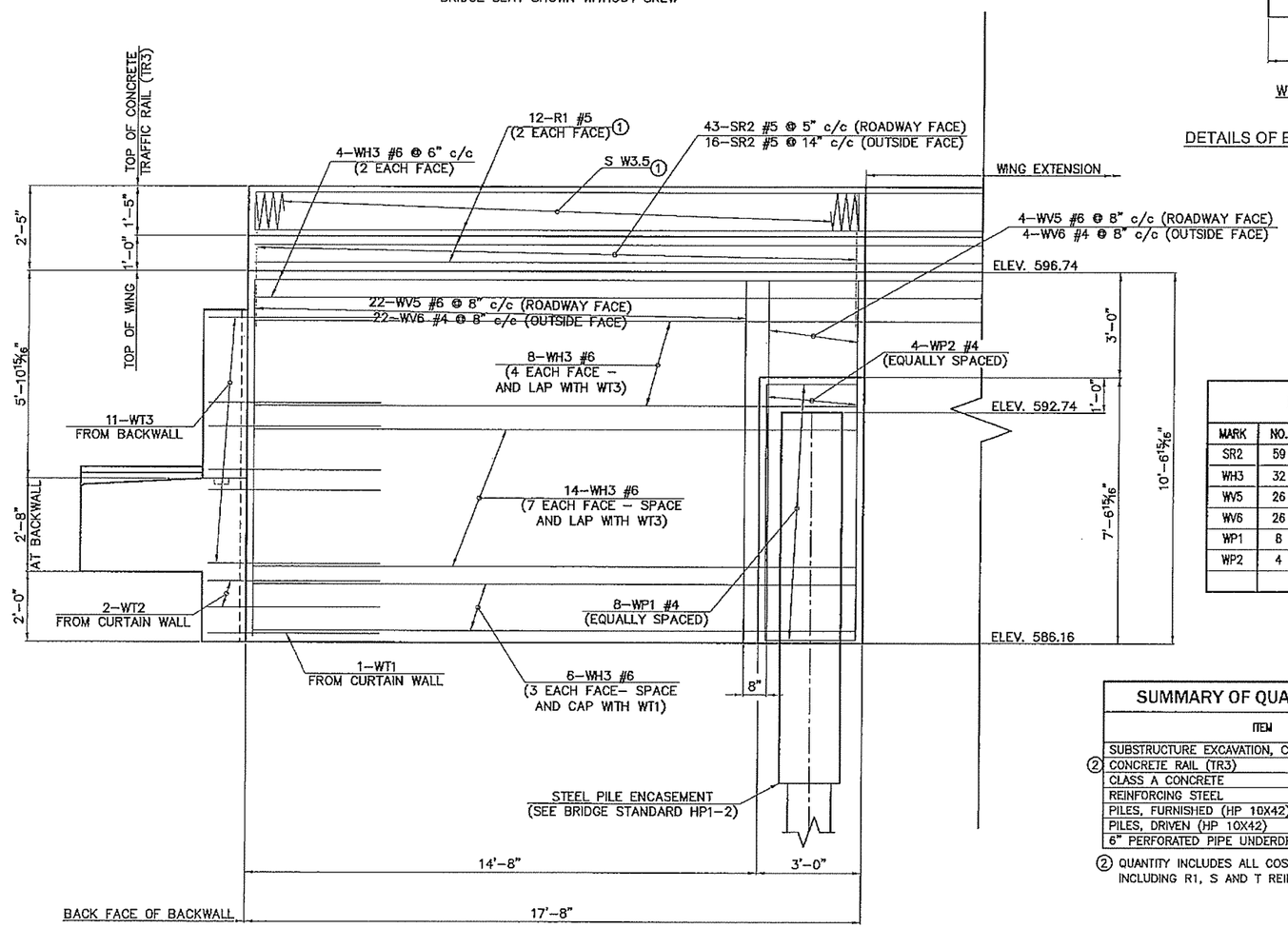

ELEVATION
SPECIAL WING

① SEE BRIDGE STANDARD TR3-2 FOR DETAILS NOT SHOWN.

BAR LIST - SPECIAL WING					
MARK	NO.	SIZE	FORM	LENGTH	LENGTH VARIATION
SR2	59	#5	STR.	3'-9"	–
WH3	32	#6	STR.	17'-4"	–
WV5	26	#6	STR.	10'-1"	–
WV6	26	#4	STR.	10'-1"	–
WP1	8	#8	BNT.	8'-8"	–
WP2	4	#4	STR.	7'-2"	–

SUMMARY OF QUANTITIES - SPECIAL WING		
ITEM	UNIT	TOTAL
SUBSTRUCTURE EXCAVATION, COMMON	C.Y.	38.00
② CONCRETE RAIL (TR3)	L.F.	17.70
CLASS A CONCRETE	C.Y.	11.40
REINFORCING STEEL	LBS.	1,700.00
PILES, FURNISHED (HP 10X42)	L.F.	20.00
PILES, DRIVEN (HP 10X42)	L.F.	20.00
6" PERFORATED PIPE UNDERDRAIN, ROUND	L.F.	17.70

② QUANTITY INCLUDES ALL COST OF CONCRETE TRAFFIC RAIL (TR3) INCLUDING R1, S AND T REINFORCING STEEL BARS AND CONCRETE.

CLOUD CREEK	MUSKOGEE COUNTY	Design	TE	08/14
WING DETAILS		Detail	IS	08/14
		Check	TE	08/14
		HOLLOWAY UPDIKE & BELLEN, INC.		
STATE OF OKLAHOMA	DEPARTMENT OF TRANSPORTATION			
	State J/P No. 31162(04)	Sheet No. 10		

HUB Engineers
Time at Plot: 8/13/2015 10:41 AM Plot Style: --HUB--HALF.CTB
In \2014\Vectorworks\Section\Production Plans\WING DETAIL.dwg