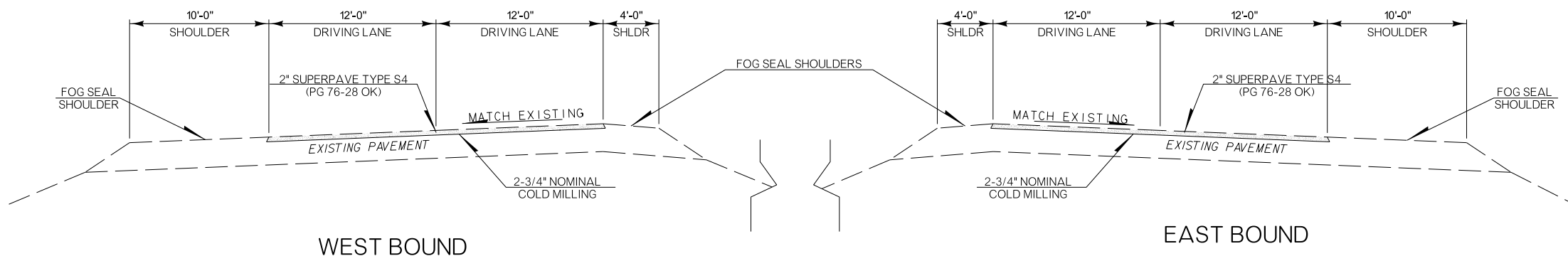


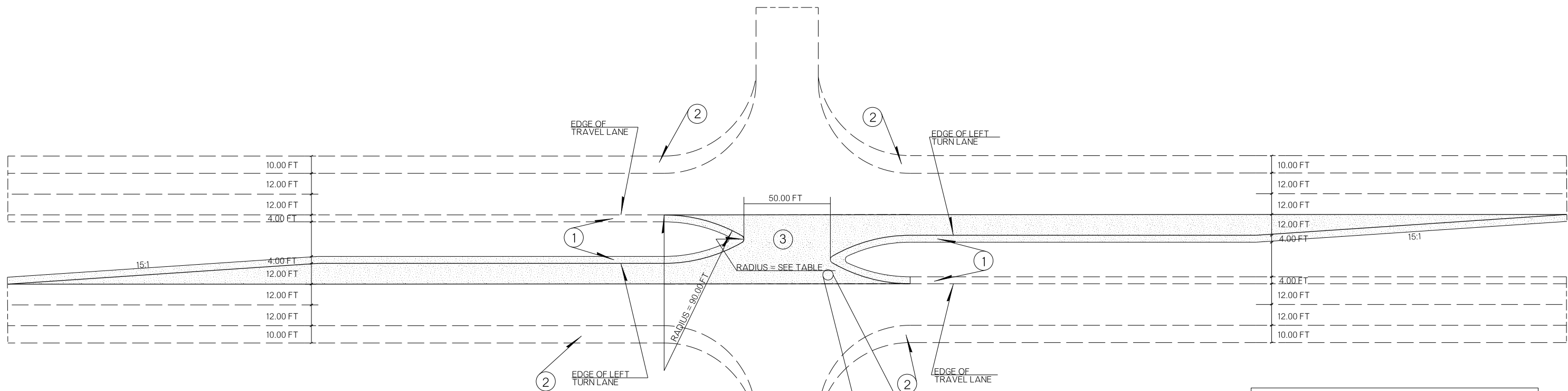
FED. ROAD DIST. NO.	STATE	JOB PIECE NO.	FISCAL YEAR	SHEET NO.	TOTAL SHEETS
6	OKLA.				
DESCRIPTION		REVISIONS		DATE	



WEST BOUND

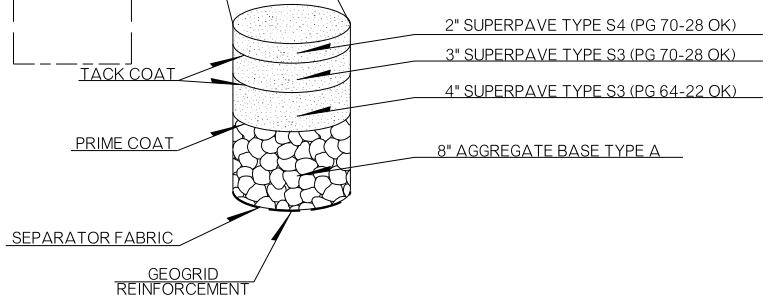
EAST BOUND

TYPICAL OVERLAY
 @ US-62 STA. 403+00.00 TO STA. 611+25.00



BULLET NOSE RADIUS TABLE	
INTERSECTION	RADIUS (FT)
SH-10/GEORGETOWN RD	8
WILLEY RD	9
2-MILE RD J-TURNS	10

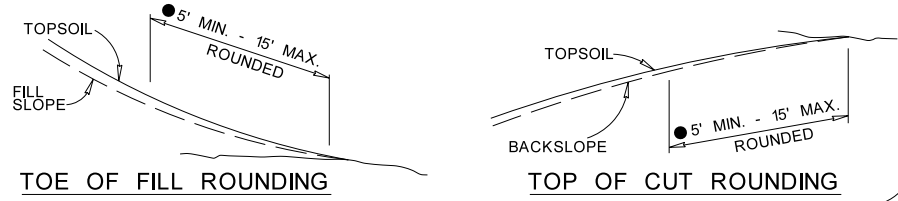
- ① 4.00 FT WIDE PAVED SHOULDER
- ② 10.00 FT WIDE SHOULDER
- ③ 50.00 FT WIDE OPENING



TYPICAL MEDIAN OPENING

ROUNDING DETAIL

● INTERSECTION OF CUT AND/OR FILL SLOPES WITH GROUND LINE TO BE ROUNDED AS PART OF FINISHING OPERATIONS. ROUNDED SHALL BE 5' MINIMUM FOR SMALLER CUTS AND FILLS TO 15' MAXIMUM FOR LARGER CUTS AND FILLS OR AS DESIGNATED BY THE ENGINEER. COST OF ROUNDED TO BE INCLUDED IN PRICE BID FOR OTHER ITEMS OF WORK.



DESIGN		OKLAHOMA DEPARTMENT OF TRANSPORTATION ROADWAY DESIGN DIVISION
DRAWN		
CHECKED		
APPROVED		
SQUAD		

TYPICAL SECTION

\$\$\$DATESTAMP\$\$\$E:\Sillwater Branch\27956(04)\Draft\27956(04) Typical.dgn