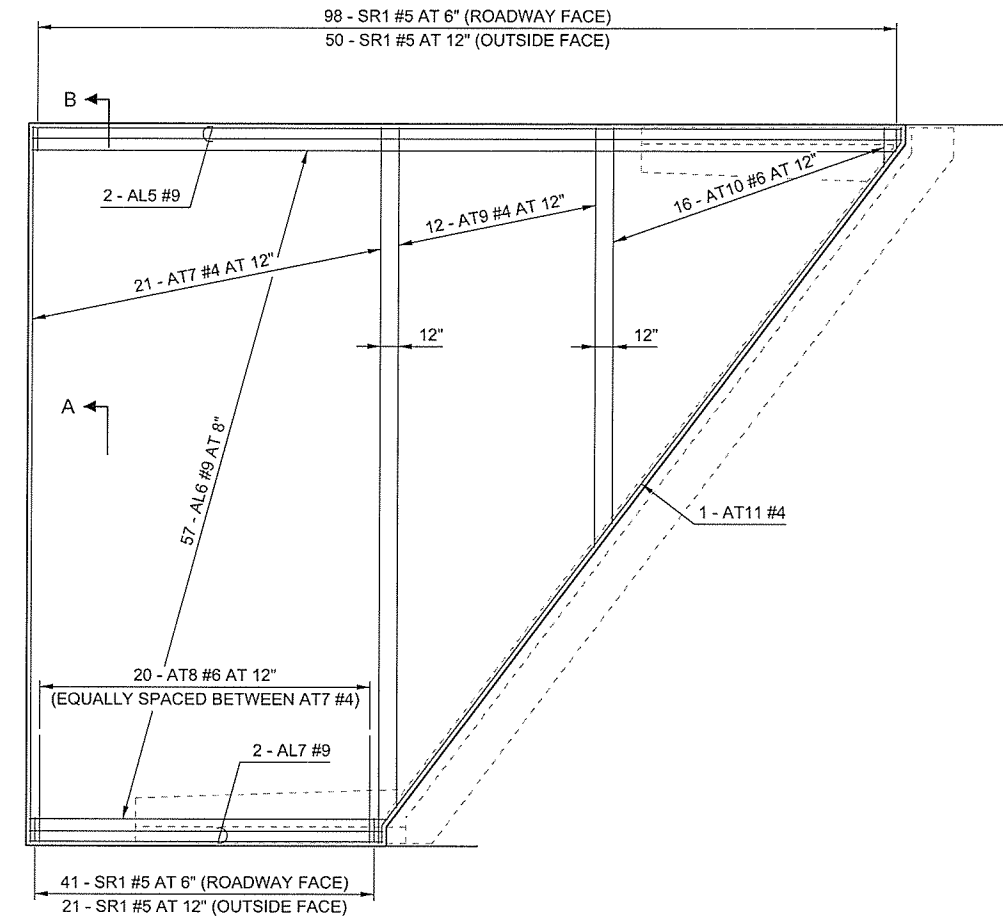
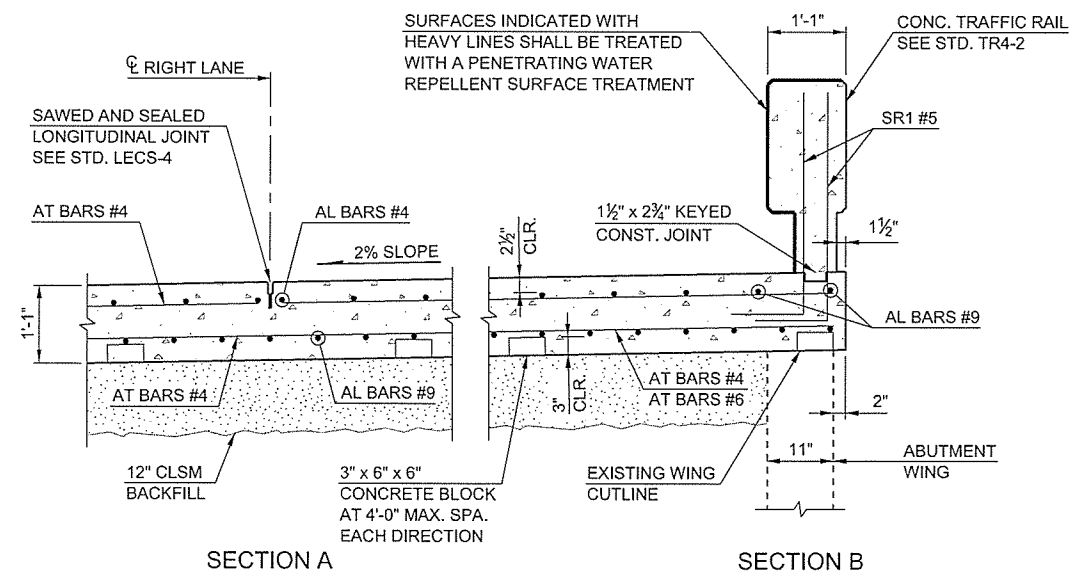
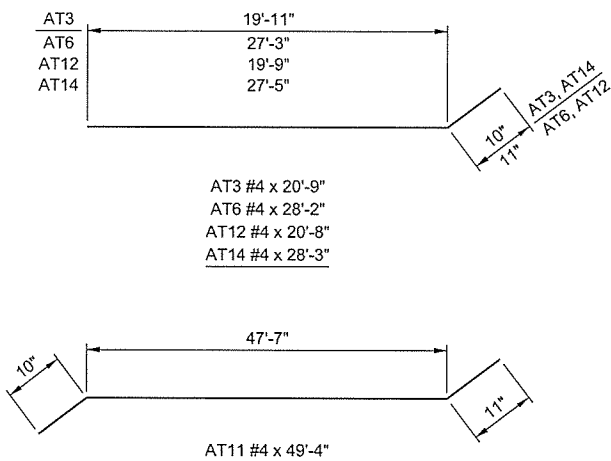


APPROACH SLAB NO. 1
TOP MAT REINFORCING STEEL SHOWN



APPROACH SLAB NO. 1
BOTTOM MAT REINFORCING STEEL SHOWN



APPROACH SLAB NO. 1 BAR LIST - BRIDGE "B" (EPOXY COATED REINFORCED BARS)					
MARK	SIZE	FORM	NO.	LENGTH	LENGTH VARIATION
AL1	#4	STR.	18	19'-8"	
AL2	#9	STR.	2	28'-4"	
AL3	#4	STR.	16	21'-11" AVG.	16'-3" TO 27'-7"
AL4	#4	STR.	22	28'-2" AVG.	20'-3" TO 36'-1"
AL5	#9	STR.	2	48'-4"	
AL6	#9	STR.	57	33'-11" AVG.	19'-11" TO 47'-11"
AL7	#9	STR.	4	19'-8"	
AT1	#4	STR.	38	16'-9"	
AT2	#4	STR.	12	9'-0" AVG.	2'-2" TO 15'-10"
AT3	#4	BNT.	1	20'-9"	
AT4	#4	STR.	21	22'-9"	
AT5	#4	STR.	16	11'-0" AVG.	1'-6" TO 20'-6"
AT6	#4	BNT.	1	28'-2"	
AT7	#4	STR.	21	39'-10"	
AT8	#6	STR.	20	6'-0"	
AT9	#4	STR.	12	30'-5" AVG.	23'-4" TO 37'-6"
AT10	#6	STR.	16	12'-2" AVG.	2'-2" TO 22'-1"
AT11	#4	BNT.	1	49'-4"	
SR1	#5	BNT.	210	4'-1"	

[1] FOR BAR BEND, SEE STD. TR4-2

PRINT DATE: 7/15/2016 T:\1420\Drawings\Bridges\1420-approd3.dgn

S.H. 74 OVER I-35

McCLAIN CO.

DESIGN	GDD		OKLAHOMA DEPARTMENT OF TRANSPORTATION
DRAWN	EMH		
CHECKED	JTK		
APPROVED			
SQUAD	MacArthur		
APPROACH SLAB NO. 1 DETAILS BRIDGE "B"			
STATE JOB NO. 29572(04)			SHEET NO. 26