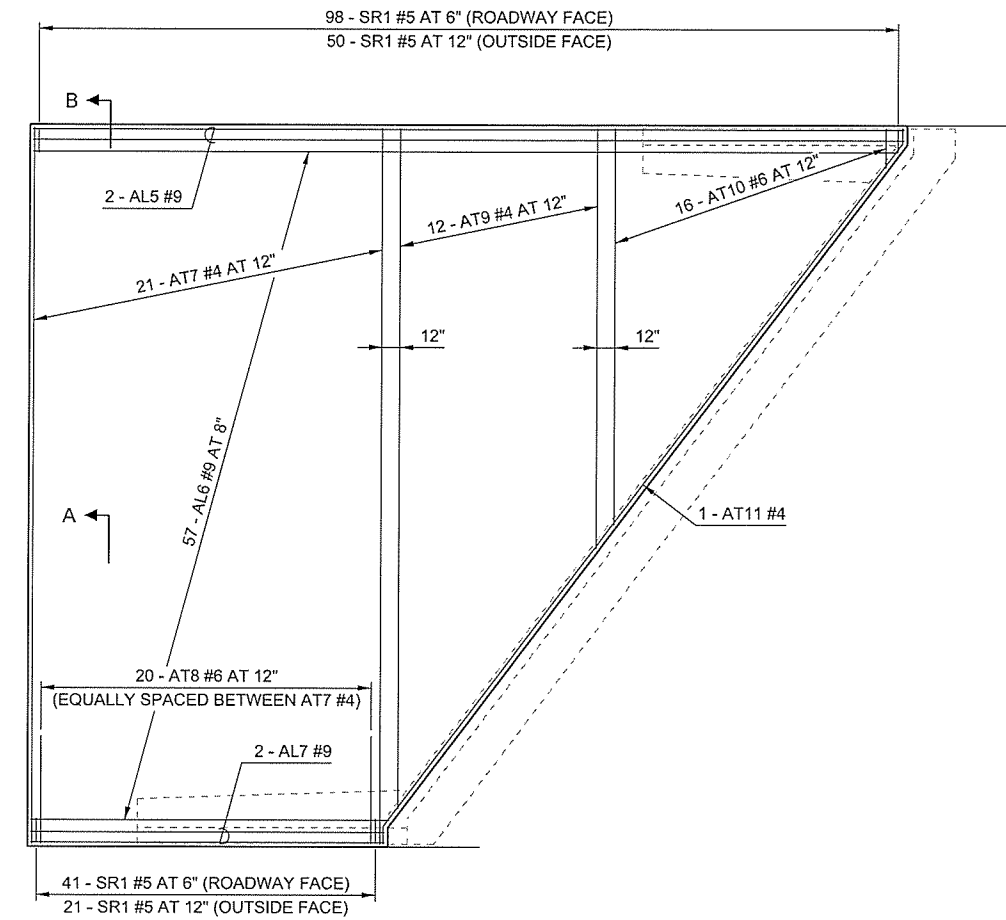


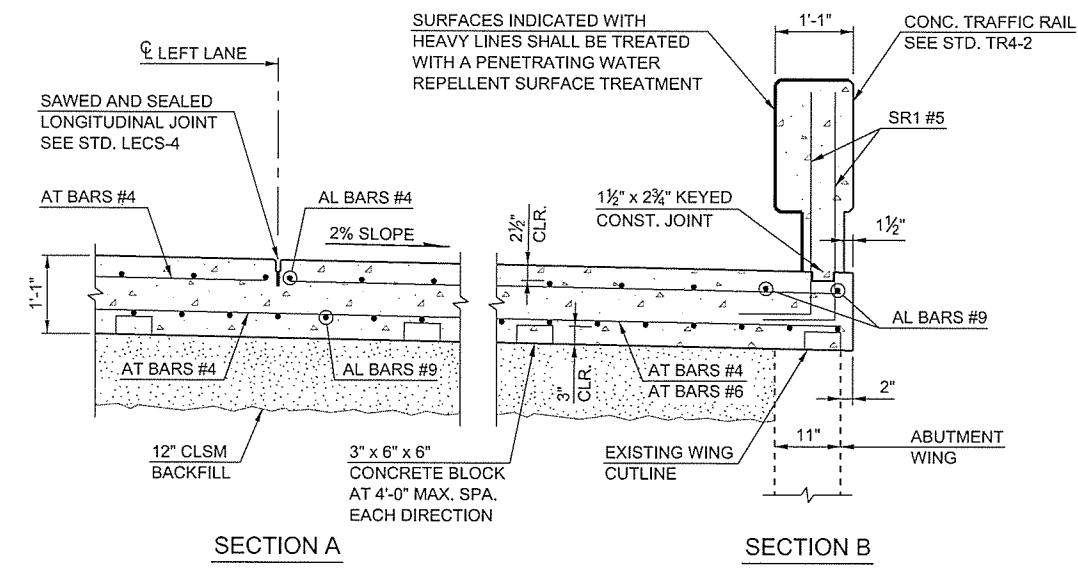
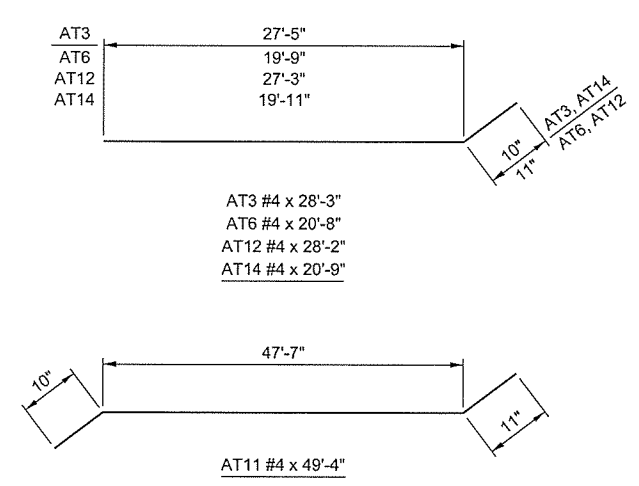
APPROACH SLAB NO. 1
TOP MAT REINFORCING STEEL SHOWN



APPROACH SLAB NO. 1
BOTTOM MAT REINFORCING STEEL SHOWN

| APPROACH SLAB NO. 1 BAR LIST - BRIDGE "A" (EPOXY COATED REINFORCED BARS) | | | | | |
|---|------|------|-----|--------------|--------------------|
| MARK | SIZE | FORM | NO. | LENGTH | LENGTH VARIATION |
| AL1 | #4 | STR. | 24 | 19'-8" | |
| AL2 | #9 | STR. | 2 | 28'-4" | |
| AL3 | #4 | STR. | 22 | 19'-8" AVG. | 11'-9" TO 27'-7" |
| AL4 | #4 | STR. | 16 | 25'-11" AVG. | 20'-4" TO 31'-6" |
| AL5 | #9 | STR. | 2 | 48'-4" | |
| AL6 | #9 | STR. | 57 | 33'-11" AVG. | 19'-11" TO 47'-11" |
| AL7 | #9 | STR. | 4 | 19'-8" | |
| AT1 | #4 | STR. | 33 | 22'-9" | |
| AT2 | #4 | STR. | 17 | 12'-4" AVG. | 2'-2" TO 22'-6" |
| AT3 | #4 | BNT. | 1 | 28'-3" | |
| AT4 | #4 | STR. | 21 | 16'-9" | |
| AT5 | #4 | STR. | 11 | 8'-0" AVG. | 1'-6" TO 14'-6" |
| AT6 | #4 | BNT. | 1 | 20'-8" | |
| AT7 | #4 | STR. | 21 | 39'-10" | |
| AT8 | #6 | STR. | 20 | 6'-0" | |
| AT9 | #4 | STR. | 12 | 30'-5" AVG. | 23'-4" TO 37'-6" |
| AT10 | #6 | STR. | 16 | 12'-2" AVG. | 2'-2" TO 22'-1" |
| AT11 | #4 | BNT. | 1 | 49'-4" | |
| SR1 | #5 | BNT. | 210 | 4'-1" | |

[1] FOR BAR BEND, SEE STD. TR4-2



SECTION A

SECTION B

| | | |
|----------|-----------|--|
| DESIGN | GDD | OKLAHOMA DEPARTMENT OF TRANSPORTATION APPROACH SLAB NO. 1 DETAILS BRIDGE "A" STATE JOB NO. 29572(04) SHEET NO. 24 |
| DRAWN | EMH | |
| CHECKED | JTK | |
| APPROVED | | |
| SQUAD | MacArthur | |

PRINT DATE: 7/15/2016 T:\1420\Drawings\Bldg\1420-appro01.dgn