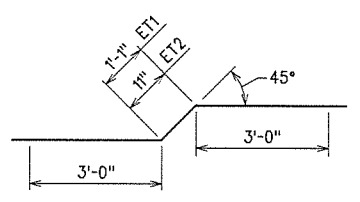
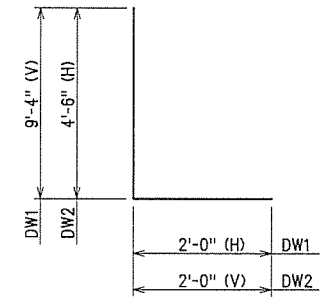


SECTION C-C  
EXTERIOR WALL AT DROP WALL

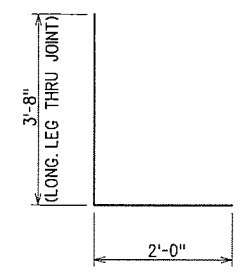
SECTION D-D  
DROP WALL



ET1 - #6 BAR x 7'-1"  
ET2 - #6 BAR x 6'-11"



DW1 - #6 BAR x 11'-4"  
DW2 - #6 BAR x 6'-6"



DW3 - #4 BAR x 5'-8"

BAR BENDING DIAGRAMS  
(ALL DIMENSIONS ARE OUT TO OUT)

NOTE:  
(H) DIMENSION IS IN HORIZONTAL POSITION IN SECTION  
(V) DIMENSION IS IN VERTICAL POSITION IN SECTION

X:\Odot\EC-1394F-2\Struc\Bridge\_A\Barrel.dgn 12/8/2015

DESIGN		U.S. 177 OVER BRUSH CREEK	LINCOLN COUNTY
DRAWN		BRIDGE "A"	
CHECKED		BARREL DETAILS (4 OF 4)	
APPROVED			
SQUAD	G/K ENGR.	JOB PIECE NO.	28941(04) SHEET NO. 35