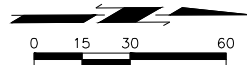
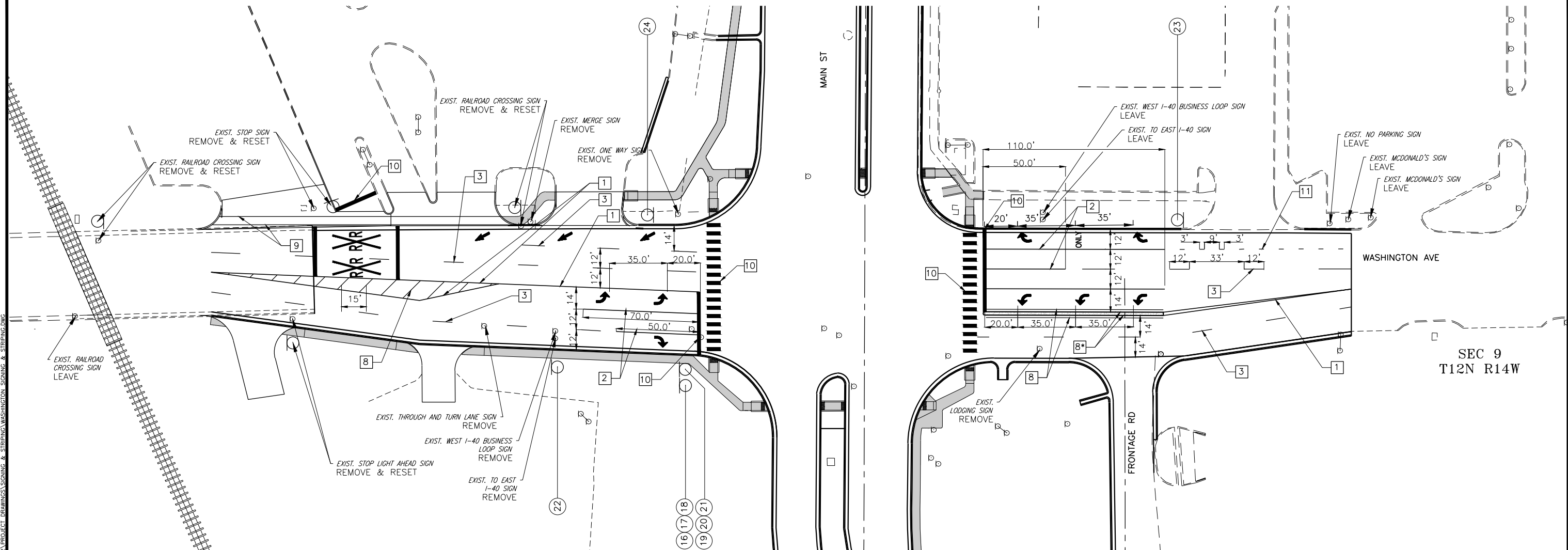
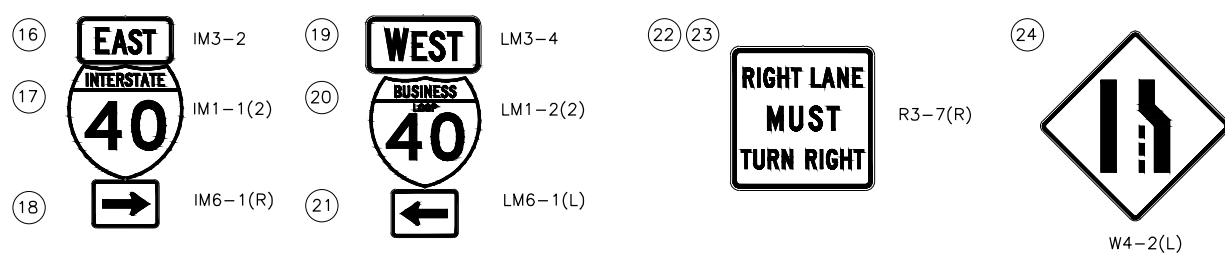


7/28/2016 12:00:09 PM N:\CIVIL\TRANSPORTATION\HIGHWAY\PRODUCTION\0001\101910_04 - WEATHERFORD - I-40 RAMP PHASE 2\PROJECT DRAWINGS\SIGNING & STRIPING.DWG



LEGEND	
1	4" SOLID DOUBLE YELLOW BARRIER LINE (PLASTIC)
2	4" SOLID WHITE LINE (PLASTIC)
3	4" DASHED WHITE LANE LINE (PLASTIC)
4	4" DASHED YELLOW LANE LINE (PLASTIC)
5	4" SOLID YELLOW BARRIER LINE (PLASTIC)
6	6" SOLID WHITE LINE (PLASTIC)
7	6" SOLID YELLOW EDGE LINE (PLASTIC)
8	8" SOLID YELLOW LINE (PLASTIC)
9	8" SOLID WHITE LINE (PLASTIC)
10	24" SOLID WHITE LINE (PLASTIC)
11	DOTTED WHITE LANE LINE (PLASTIC)
XX	PROPOSED SIGN



* PAINT CURB ALONG DIVIDING STRIPE WITH SOLID YELLOW LINE (PLASTIC)