



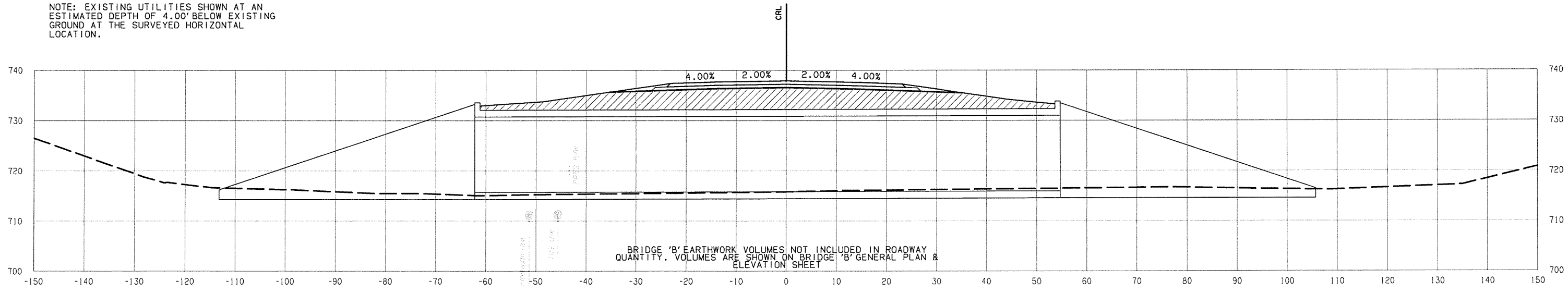
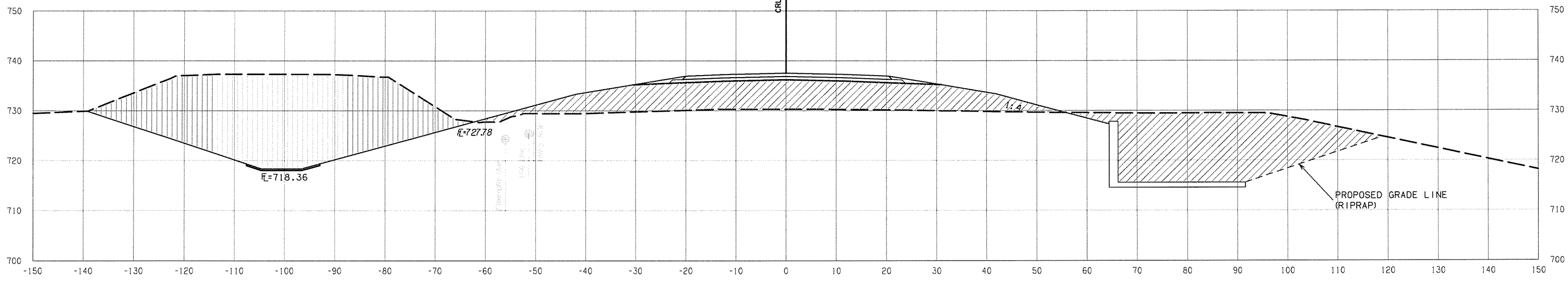


-  CONSTRUCTION FOR DETOURS
-  CONSTRUCTION PHASE 1
- $\bar{E}=123.45$  PERMANENT FLOWLINE
-  CONSTRUCTION PHASE 2
- $\bar{E}=123.45$  TEMPORARY FLOWLINE
-  CONSTRUCTION PHASE 3

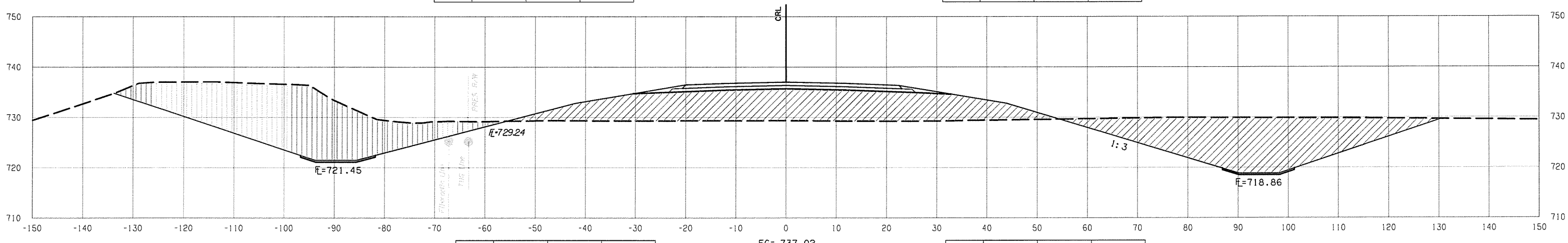
NOTE: EXISTING UTILITIES SHOWN AT AN ESTIMATED DEPTH OF 4.00' BELOW EXISTING GROUND AT THE SURVEYED HORIZONTAL LOCATION.



FG= 737.90  
BRIDGE 'B'--SKEWED SECTION  
**136+76.89**



FG= 737.52  
**136+00.00**



FG= 737.02  
**135+00.00**

6/16/2016 JP28858\_04Xsec\_Final.dgn